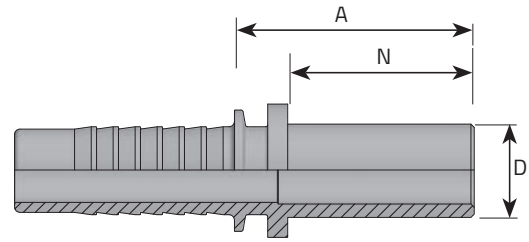


STANDPIPE (1)

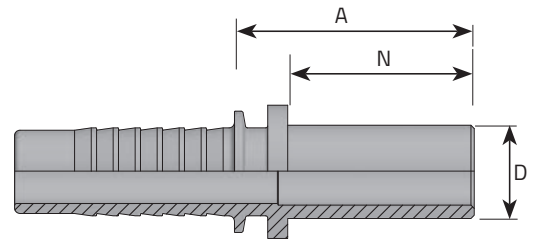
ERMETO DIRITTO
EMBOUT LISSE DROIT
ROHRSTUTZEN BEL - BES
ESPIGA LISA RECTA



Code	Tube			Thread	Dimensions			Pressure	
	D.N.	Hose	Diam		D	N	A	Bar	Psi
		Inch	mm		mm	mm	mm		
PDL0306	-3	3/16"	4.8		6	24	30	415	6019
PDL0308	-3	3/16"	4.8		8	24	30	415	6019
PDL0406	-4	1/4"	6.4		6	22.5	30.5	320	4641
PDL0408	-4	1/4"	6.4		8	23	30.5	450	6526
PDL0410	-4	1/4"	6.4		10	25	32	450	6526
PDL0412	-4	1/4"	6.4		12	25	32	450	6526
PDL0508	-5	5/16"	7.9		8	23	30	-	
PDL0510	-5	5/16"	7.9		10	25	32	350	5076
PDL0512	-5	5/16"	7.9		12	25	32	350	5076
PDL0610	-6	3/8"	9.5		10	25.5	33	330	4786
PDL0612	-6	3/8"	9.5		12	25	32.5	445	6454
PDL0614	-6	3/8"	9.5		14	28	35.5	445	6454
PDL0615	-6	3/8"	9.5		15	25.5	33	250	3626
PDL0812	-8	1/2"	12.8		12	25	33	-	
PDL0814	-8	1/2"	12.8		14	28	36	275	3988
PDL0815	-8	1/2"	12.8		15	25.5	33.5	250	3626
PDL0816	-8	1/2"	12.8		16	31	39	415	6019
PDL0818	-8	1/2"	12.8		18	27	35.5	160	2320

STANDPIPE (2)

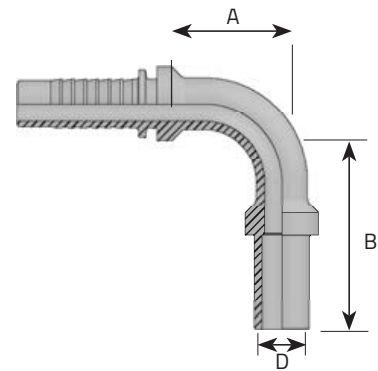
ERMETO DIRITTO
 EMBOUT LISSE DROIT
 ROHRSTUTZEN BEL - BES
 ESPIGA LISA RECTA



Code	Tube			Thread	Dimensions			Pressure	
	D.N.	Hose	Diam		D	N	A	Bar	Psi
		Inch	mm		mm	mm	mm		
PDL1018	-10	5/8"	16		18	28	36	160	2320
PDL1020	-10	5/8"	16		20	35	43.5	350	5076
PDL1022	-10	5/8"	16		22	29	38	160	2320
PDL1218	-12	3/4"	19		18	26	34.5	160	2320
PDL1220	-12	3/4"	19		20	35	44	215	3118
PDL1222	-12	3/4"	19		22	29.5	38	160	2320
PDL1225	-12	3/4"	19		25	41	51	350	5076
PDL1625	-16	1"	25.4		25	39.5	50	165	2393
PDL1628	-16	1"	25.4		28	30.5	41	100	1450
PDL1630	-16	1"	25.4		30	43.5	54	250	3626
PDL2030	-20	1.1/4"	31.8		30	43	54.5	210	3046
PDL2035	-20	1.1/4"	31.8		35	35.5	46.5	100	1450
PDL2038	-20	1.1/4"	31.8		38	48	60	210	3046
PDL2438	-24	1.1/2"	38.1		38	48	60	170	2466
PDL2442	-24	1.1/2"	38.1		42	36	47	100	1450

STANDPIPE 90° ELBOW

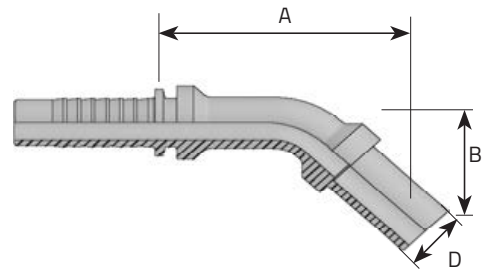
ERMETO 90°
 EMBOUT LISSE 90°
 BEL / S 90°
 CODO 90°



Code	Tube		Thread	Dimensions			Pressure	
	D.N.	Hose		Diam	D	A	B	Bar
		Inch	mm	mm	mm	mm		
P90L0306	-3	3/16"	4.8	6	25	41.5	415	6019
P90L0406	-4	1/4"	6.4	6	25	43	415	6019
P90L0408	-4	1/4"	6.4	8	24	43	450	6526
P90L0510	-5	5/16"	7.9	10	32	51	350	5076
P90L0612	-6	3/8"	9.5	12	33	53	445	6454
P90L0815	-8	1/2"	12.8	15	39	60.5	250	3626
P90L1018	-10	5/8"	16	18	49	69	160	2320
P90L1222	-12	3/4"	19	22	58	76	160	2320
P90L1628	-16	1"	25.4	28	74	88	100	1450

STANDPIPE 45° ELBOW

ERMETO 45°
 EMBOUT LISSE 45°
 BEL / S 45°
 CODO 45°



Code	Tube			Thread	Dimensions			Pressure	
	D.N.	Hose	Diam		D	A	B	Bar	Psi
		Inch	mm		mm	mm	mm		
P45L0306	-3	3/16"	4.8		6	-	-	415	6019
P45L0406	-3	1/4"	6.4		6	-	-	415	6019
P45L0408	-4	1/4"	6.4		8	-	-	450	6526
P45L0510	-5	5/16"	7.9		10	-	-	350	5076
P45L0612	-6	3/8"	9.5		12	-	-	445	6454
P45L0815	-8	1/2"	12.8		15	-	-	250	3626
P45L1018	-10	5/8"	16		18	-	-	160	2320
P45L1222	-12	3/4"	19		22	-	-	160	2320
P45L1628	-16	1"	25.4		28	-	-	100	1450