POMPE A MANO
HAND PUMPS

Codice fascicolo: 997-400-10610 Rev:BG
Data: Mercoledì 12 gennaio 2022

POMPE A MANO / HAND PUMP

FULCRO

- POMPE A MANO / *HAND PUMPS* — PMS — pag.3
- POMPE A MANO CON VALVOLA DI MASSIMA / *HAND PUMPS WITH SAFETY VALVE* — PMS+VS — pag.15
- POMPE A MANO CON INVERTITORE DI FLUSSO / *HAND PUMPS WITH DIRECTIONAL CONTROL VALVE* — PMI — pag.27
- POMPE A MANO CON VALVOLA DI MASSIMA E INVERTITORE DI FLUSSO / *HAND PUMPS WITH RELIEF VALVE AND DIRECTIONAL CONTROL VALVE* — PMI+VS — pag.35
- POMPE A MANO A SEMPLICE EFFETTO / *SINGLE ACTING HAND PUMPS* — PMSE — pag.43
- SERBATOI COMPLETI / *TANK ASSEMBLY* — pag.45

FULCRO-BASSE TEMPERATURE/*LOW TEMPERATURE*

- POMPE A MANO / *HAND PUMPS* — PMS — -40°C — pag.13
- POMPE A MANO CON VALVOLA DI MASSIMA / *HAND PUMPS WITH SAFETY VALVE* — PMS+VS — -40°C — pag.25
- POMPE A MANO CON INVERTITORE DI FLUSSO / *HAND PUMPS WITH DIRECTIONAL CONTROL VALVE* — PMI — -40°C — pag.33
- POMPE A MANO CON VALVOLA DI MASSIMA E INVERTITORE DI FLUSSO / *HAND PUMPS WITH RELIEF VALVE AND DIRECTIONAL CONTROL VALVE* — PMI+VS — -40°C — pag.41

ALU

- POMPE A MANO / *HAND PUMPS* — PMS — pag.7
- POMPE A MANO CON VALVOLA DI MASSIMA / *HAND PUMPS WITH RELIEF VALVE* — PMS+VS — pag.19

OFFSHORE

- POMPE A MANO / *HAND PUMPS* — PMS — pag.11
- POMPE A MANO CON VALVOLA DI MASSIMA / *HAND PUMPS WITH SAFETY VALVE* — PMS+VS — pag.23
- POMPE A MANO CON INVERTITORE DI FLUSSO / *HAND PUMPS WITH DIRECTIONAL CONTROL VALVE* — PMI — pag.31
- POMPE A MANO CON VALVOLA DI MASSIMA E INVERTITORE DI FLUSSO / *HAND PUMPS WITH RELIEF VALVE AND DIRECTIONAL CONTROL VALVE* — PMI+VS — pag.39
- SERBATOI COMPLETI / *TANK ASSEMBLY* — pag.49

POMPE A MANO SENZA SERBATOIO / *HAND PUMPS WITHOUT TANK*

- PMSE 16 — pag.53
- PM 20+VR — pag.55
- PM 50+VR — pag.57
- PM 70 — pag.59

- POSIZIONI DI MONTAGGIO POMPE A MANO / *HAND PUMPS FIXING POSITIONS* — pag.61

O.M.F.B. S.p.A. Hydraulic Components
Via Cave, 7/9 25050 Provaglio d'Iseo (Brescia) Italy Tel.: +39.030.9830611
Fax: +39.030.9839207-208 Internet:www.omfb.it e-mail:contatti@omfb.it

We reserve the right to make any changes without notice.
Edition 2004.05 No reproduction, however partial, is permitted.

COMPANY WITH QUALITY SYSTEM CERTIFIED BY DNV GL = ISO 9001:2015 =

"FULCRO"

CODICE FAMIGLIA
FAMILY CODE
106

POMPE A MANO
HAND PUMPS

SERIE
SERIES
PMS 12-25-45

Codice fascicolo: 997-400-10610
Data: Venerdì 3 novembre 2017
Codice foglio:997-106-00410 Rev: AN

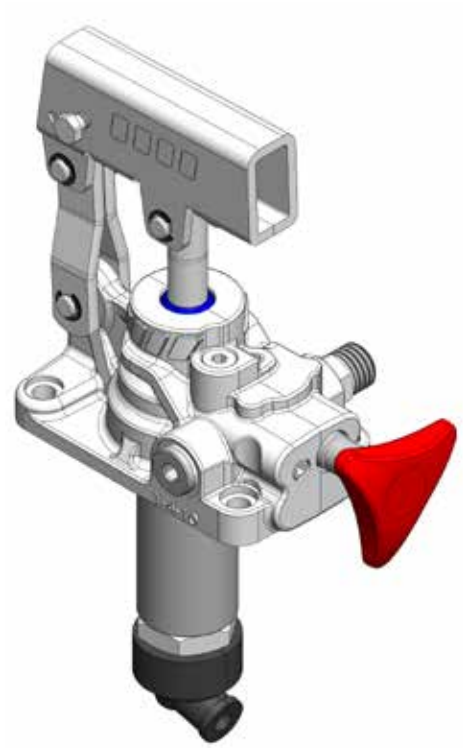

Pompe a mano con azionamento a doppio effetto (la pompa eroga olio sia spingendo che tirando la leva) per impianti a semplice effetto, direttamente flangiabili su serbatoio e con rubinetto di scarico a tenuta conica incorporato.
Sono disponibili in tre diverse cilindrate per consentire le più svariate applicazioni e per limitare lo sforzo sulla leva in ogni situazione. Hanno il corpo in ghisa con trattamento zincatura+sigillatura e lo stelo nichelato.

Double acting hand pumps (the pump delivers oil both pushing and pulling the lever) suitable to operate single acting applications. They can be fitted also onto tank and are equipped with tapered lowering valve.
These hand pumps can have 3 different sizes to perform various applications and to achieve smoother loads on the lever. They are available with nodular cast-iron body zinc plating+sealed and nickel-plated spool.

Codice di ordinazione (senza leva)
Order code (without lever)

			FULCRO 12	FULCRO 25	FULCRO 45
Senza Serbatoio *Without Tank*			106-015-00017	106-004-00010	106-004-00029
Con serbatoi *With Tank* **Litri** / *Litres*		1	106-014-00018	106-002-00012	106-003-00066
	Plastica / *Plastic*	2	106-014-00027	106-002-00021	106-003-00057
		3	106-014-00036	106-002-00030	106-003-00011
		4	106-014-00040	106-002-00037	106-003-00075
		5	106-014-00045	106-002-00049	106-003-00020
		7	106-014-00054	106-002-00058	106-003-00039
		10	106-014-00063	106-002-00067	106-003-00048

Ingombro
Overall Dimension

	A	A1	B	D1	D2	E
	mm	mm	mm	°	°	mm
FULCRO 12	143	187	120	18,5	45	35
FULCRO 25	142	193	127	20	45	35
FULCRO 45	141	193	138	20	45	42

Schema Idraulico / *Hydraulic layout*

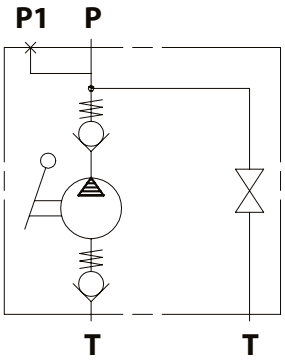

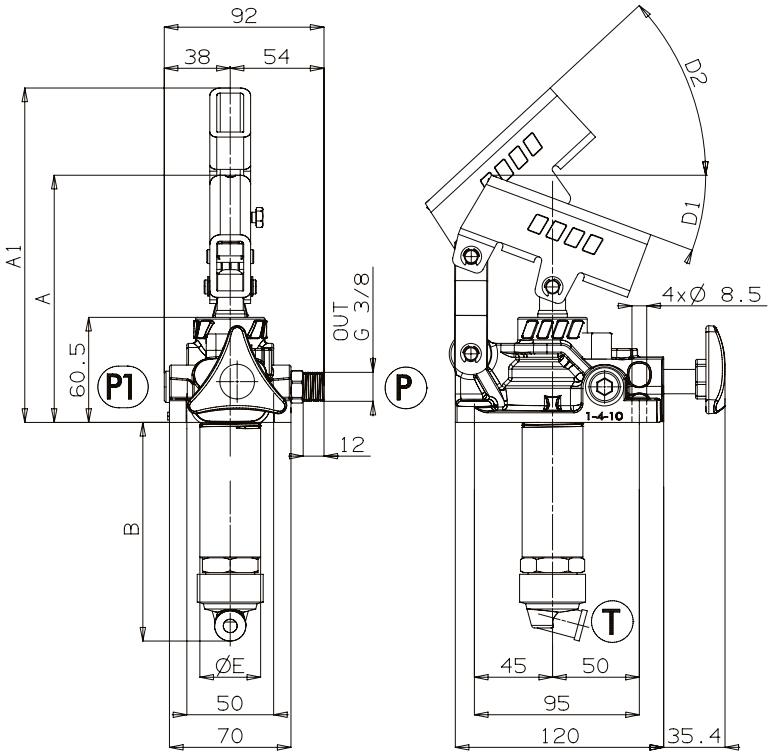

O.M.F.B. S.p.A. Hydraulic Components
We reserve the right to make any changes without notice.
Edition 2004.05 No reproduction, however partial, is permitted.
Via Cave, 7/9 25050 Provaglio d'Iseo (Brescia) Italy Tel.: +39.030.9830611
Fax: +39.030.9839207-208 Internet:www.omfb.it e-mail:contatti@omfb.it

COMPANY WITH QUALITY SYSTEM CERTIFIED BY DNV GL = ISO 9001:2015 =

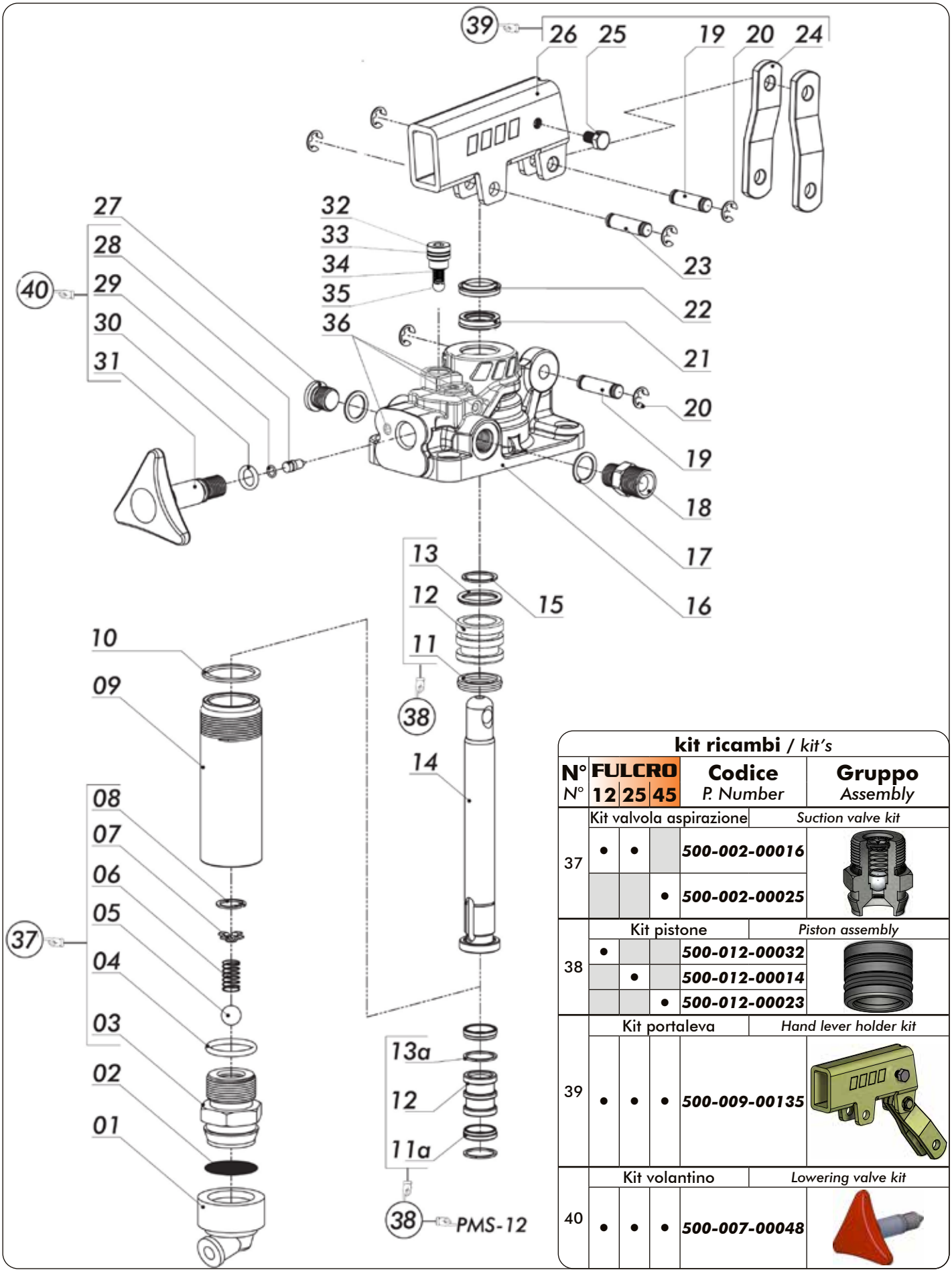

kit ricambi / *kit's*

N° / N°	FULCRO 12	FULCRO 25	FULCRO 45	Codice / P. Number	Gruppo / Assembly
37	Kit valvola aspirazione				*Suction valve kit*
	•	•		***500-002-00016***	
			•	***500-002-00025***	
38	Kit pistone				*Piston assembly*
	•			***500-012-00032***	
		•		***500-012-00014***	
			•	***500-012-00023***	
39	Kit portaleva				*Hand lever holder kit*
	•	•	•	***500-009-00135***	
40	Kit volantino				*Lowering valve kit*
	•	•	•	***500-007-00048***	

Codice fascicolo: 997-400-10610
Data: Venerdì 3 novembre 2017
Codice foglio:997-106-00410 Rev: AN

COMPANY WITH QUALITY SYSTEM CERTIFIED BY DNV GL = ISO 9001:2015 =

O.M.F.B. S.p.A. Hydraulic Components
We reserve the right to make any changes without notice.
Edition 2004.05 No reproduction, however partial, is permitted.
Via Cave, 7/9 25050 Provaglio d'Iseo (Brescia) Italy Tel.: +39.030.9830611
Fax: +39.030.9839207-208 Internet:www.omfb.it e-mail:contatti@omfb.it

OMFB HYDRAULIC COMPONENTS

N°	FULCRO 12	FULCRO 25	FULCRO 45	Codice *P. Number*	Descrizione	*Description*	Q.
1	•	•	•	*506-000-00392*	Guarnizione portafiltro	*Suction cap*	1
2	•	•	•	*550-001-00012*	Filtro acciaio rotondo	*Steel strainer*	1
3	•	•		*540-005-00019*	Corpo valvola di aspirazione	*Suction valve casing*	1
			•	*540-005-00037*			
4	•	•		*506-002-00201*	Guarnizione OR	*O-ring*	1
			•	*506-003-00095*			
5	•	•	•	*510-009-00116*	Sfera tenuta	*Ball*	1
6	•	•	•	*512-005-00689*	Molla valvola di aspirazione	*Spring for suction valve*	1
7	•	•	•	*550-001-00101*	Guidamolla	*Spring-guide*	1
8	•	•	•	*501-001-00113*	Anello elastico	*Circlip*	1
9	•			*537-002-00037*	Cilindro acciaio	*Steel stem*	1
		•		*537-002-00019*			
			•	*537-002-00028*			
10	•	•		*116-009-01255*	Rondella tenuta cilindro	*Washer*	1
			•	*116-009-01308*			
11a	•			*506-000-00516*	Guarnizione speciale	*Special gasket*	2
11		•		*506-000-00258*	Guarnizione speciale	*Special gasket*	1
			•	*506-000-00267*			
12	•			*532-002-00082*	Pistone	*Piston*	1
		•		*532-002-00028*			
			•	*532-002-00037*			
13a	•			*550-004-00046*	Anello antiestrusore	*Locking ring*	2
13		•		*506-002-00158*	Guarnizione OR	*O-ring*	1
			•	*506-002-00229*			
14	•			*535-001-00121*	Stelo	*Piston rod*	1
		•		*535-001-00069*			
			•	*535-001-00078*			
15	•			*501-011-00086*	Anello elastico	*Circlip*	1
		•		*501-011-00111*			
			•	*501-011-00148*			
16	•			*517-001-00754*	Corpo pompa a mano	*Hand pump housing*	1
		•		*517-001-00772*			
			•	*517-001-00790*			
17	•	•	•	*116-009-00158*	Rondella utilizzi	*Washer*	2
18	•	•	•	*116-006-00259*	Nipplo utilizzi	*Pressure nipple*	1
19	•	•	•	*526-001-00095*	Spinotto lunghezza 26mm	*Gudgeon Pin 26mm*	2
20	•	•	•	*501-015-00028*	Anello elastico	*Circlip*	6
21	•			*506-000-01926*	Guarnizione a labbro	*Lip seal*	1
		•		*506-000-01935*			
			•	*506-000-01944*			
22	•			*506-000-02729*	Guarnizione raschiapolvere	*Wiper seal*	1
		•		*506-000-02701*			
			•	*506-000-02738*			
23	•	•	•	*526-001-00086*	Spinotto	*Gudgeon Pin*	1
24	•	•	•	*538-001-00081*	Biella	*Brackets*	2
25	•	•	•	*502-002-00012*	Vite blocco leva	*Locking lever screw*	1
26	•	•	•	*539-001-00212*	Portaleva	*Lever holder*	1
27	•	•	•	*115-006-00117*	Tappo utilizzo	*Pressure port plug*	1
28	•	•	•	*543-004-00023*	Spillo tenuta	*Pin*	1
29	•	•	•	*506-000-00589*	Guarnizione OR	*O-ring*	1
30	•	•	•	*506-002-00014*	Guarnizione OR	*O-ring*	1
31	•	•	•	*500-001-00357*	Volantino	*Lowering wheel*	1
32	•	•	•	*540-003-00477*	Tappo valvola di ritegno	*Plug*	1
33	•	•	•	*506-019-09150*	Guarnizione ORM 0090-15	*ORM 0090-15*	1
34	•	•	•	*512-005-00509*	Molla	*Spring*	1
35	•	•	•	*510-009-00054*	Sfera 1/4" (Ø6.35)	*Ball 1/4" (Ø6.35)*	1
36	•	•	•	*504-010-00018*	Grano conico 1/16" NPTF	*Conical plug 1/16" NPTF*	3

Codice fascicolo: 997-400-10610
Data: Venerdì 3 novembre 2017
Codice foglio:997-106-00410 Rev: AN

O.M.F.B. S.p.A. Hydraulic Components
We reserve the right to make any changes without notice.
Edition 2004.05 No reproduction, however partial, is permitted.
Via Cave, 7/9 25050 Provaglio d'Iseo (Brescia) Italy Tel.: +39.030.9830611
Fax: +39.030.9839207-208 Internet:www.omfb.it e-mail:contatti@omfb.it

COMPANY WITH QUALITY SYSTEM CERTIFIED BY DNV GL = ISO 9001:2015 =

Dati Tecnici
Technical data

Tipo pompa *Pump type*	Pressione Massima *Max. pressure setting* bar	Cilindrata *Displacement* Completa / *Full* cm³	Tiro / *Pull* cm³	Spinta / *Push* cm³	Peso *Weight* Kg
FULCRO 12	350	12	6,1	5,9	2,8
FULCRO 25	300	25	13,4	11,6	2,9
FULCRO 45	270	45	23,7	21,3	3,2

Fluido idraulico *Fluid*	Minerale o sintetico compatibile con guarnizioni: *Mineral or synthetic compatible with the following seals:* NBR, FKM, FPM, Nylon				
Viscosità cinematica consigliata *Kinematic viscosity suggested*	T media ambiente (°C) *Average ambient temp. (°C)*	< -10	-10÷10	10÷35	> 35
	VG (cSt = mm²/s)	22	32	46	68
Temperatura di utilizzo *Working temperature*			-15° +110°C		

Kit di guarnizioni
Seal kit

FULCRO 12	FULCRO 25	FULCRO 45
106-900-00408	106-900-00453	106-900-00506

106-000-00032 — PIA.APP.GRP.PMP. PMS-PMI
MOUNTING PLATE FOR TANK PMS-PMI

106-000-00078 — AST. CON IMP.PMS/PMI L.600 MM 35x15
LEVER FOR PMS/PMI L. 600 MM 35x15

106-000-00247 — MAGGIORAZIONE RITORNO A MOLLA X PMS
SPRING RETURN FOR PMS

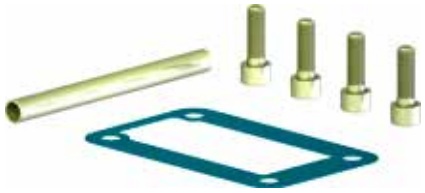

106-960-00700 — KIT MONTAGGIO POMPE PMS/PMI
MOUNTING KIT FOR PUMPS PMS/PMI

Sforzo in fase di pompaggio con leva standard
Load while pumping with standard lever

FULCRO 12

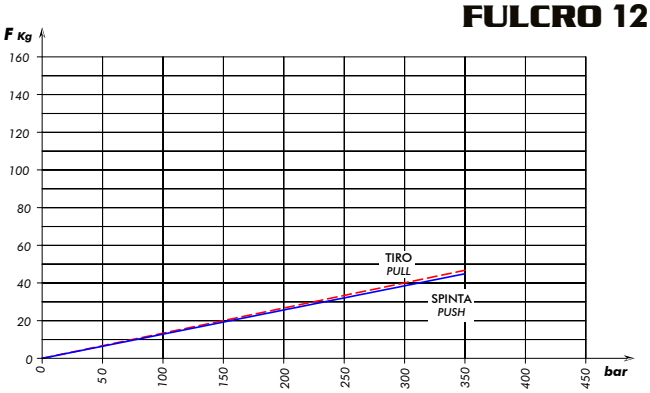

FULCRO 25

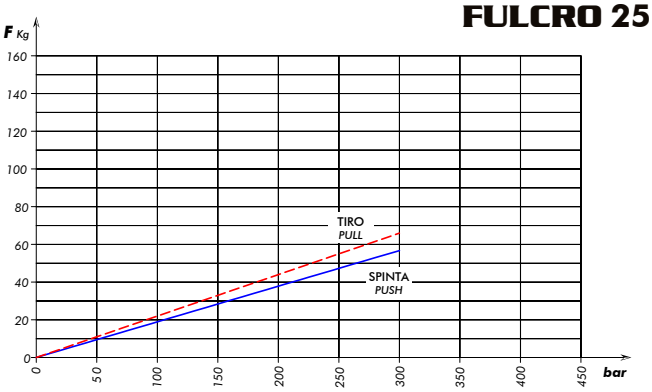

FULCRO 45

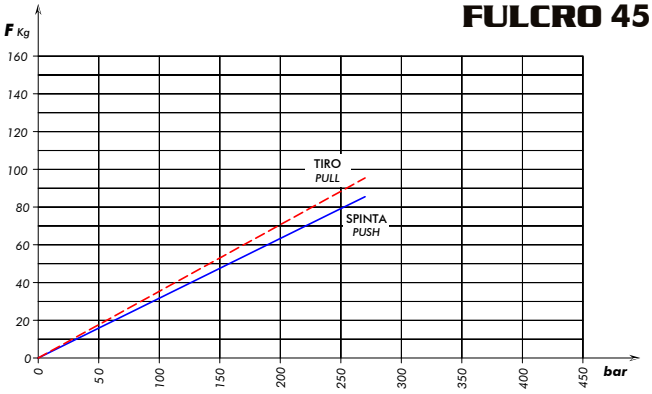

Codice fascicolo: 997-400-10610
Data: Venerdì 3 novembre 2017
Codice foglio:997-106-00410 Rev: AN

COMPANY WITH QUALITY SYSTEM CERTIFIED BY DNV GL = ISO 9001:2015 =

O.M.F.B. S.p.A. Hydraulic Components
We reserve the right to make any changes without notice.
Edition 2004.05 No reproduction, however partial, is permitted.
Via Cave, 7/9 25050 Provaglio d'Iseo (Brescia) Italy Tel.: +39.030.9830611
Fax: +39.030.9839207-208 Internet:www.omfb.it e-mail:contatti@omfb.it

POMPE A MANO "ALU"
HAND PUMPS "ALU"

SERIE
SERIES
PMS ALU 12-25-45

Pompe a mano con azionamento a doppio effetto (la pompa eroga olio sia spingendo che tirando la leva) per impianti a semplice effetto, direttamente flangiabili su serbatoio e con rubinetto di scarico a tenuta conica incorporato. Sono disponibili in tre diverse cilindrate per consentire le più svariate applicazioni e per limitare lo sforzo sulla leva in ogni situazione. Hanno il corpo in alluminio e lo stelo nichelato.

Double acting hand pumps (the pump delivers oil both pushing and pulling the lever) suitable to operate single acting applications. They can be fitted also onto tank and are equipped with tapered lowering valve. These hand pumps can have 3 different sizes to perform various applications and to achieve smoother loads on the lever.They are available with aluminium and nickel-plated spool.

Codice di ordinazione (senza leva)
Order code (without lever)

	ALU 12	ALU 25	ALU 45
Senza Serbatoio *Without Tank*	106-015-00035	106-004-00056	106-004-00065

Serbatoio / *Tank's*	***Codice*** / *Code*	***Capacità*** / *Capacity*
PLASTICA *PLASTIC*	106-800-00025	2
	106-800-00034	3
	106-800-00040	4
	106-800-00043	5
	106-800-00052	7
	106-800-00061	10
ALLUMINIO *ALUMINIUM*	106-800-00105	1
	106-800-00203	2
	106-800-00301	3
	106-800-00507	5
	106-800-01006	10

Ingombro
Overall Dimension

	A	A1	B	D1	D2	E
	mm	mm	mm	°	°	mm
ALU 12	143	184	120	18,5	45	35
ALU 25	143	192	127	20	45	35
ALU 45	142	192	138	22	45	42

Schema Idraulico / *Hydraulic layout*

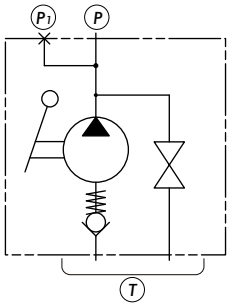

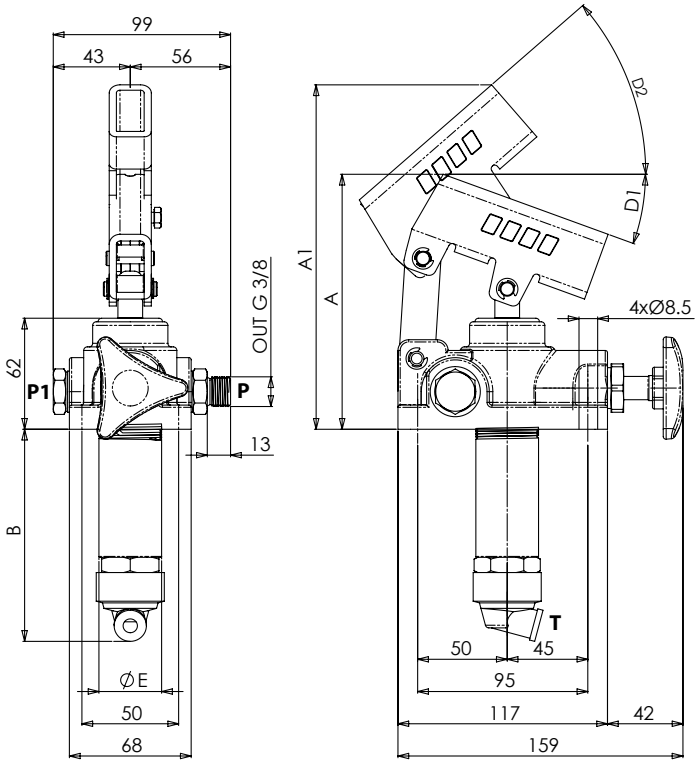

O.M.F.B. S.p.A. Hydraulic Components
We reserve the right to make any changes without notice.
Edition 2004.05 No reproduction, however partial, is permitted.
Via Cave, 7/9 25050 Provaglio d'Iseo (Brescia) Italy Tel.: +39.030.9830611
Fax: +39.030.9839207-208 Internet:www.omfb.it e-mail:contatti@omfb.it

COMPANY WITH QUALITY SYSTEM CERTIFIED BY DNV GL = ISO 9001:2015 =

Codice fascicolo: 997-400-10610
Data: Mercoledì 30 novembre 2016
Codice foglio:997-106-01710 Rev: AD

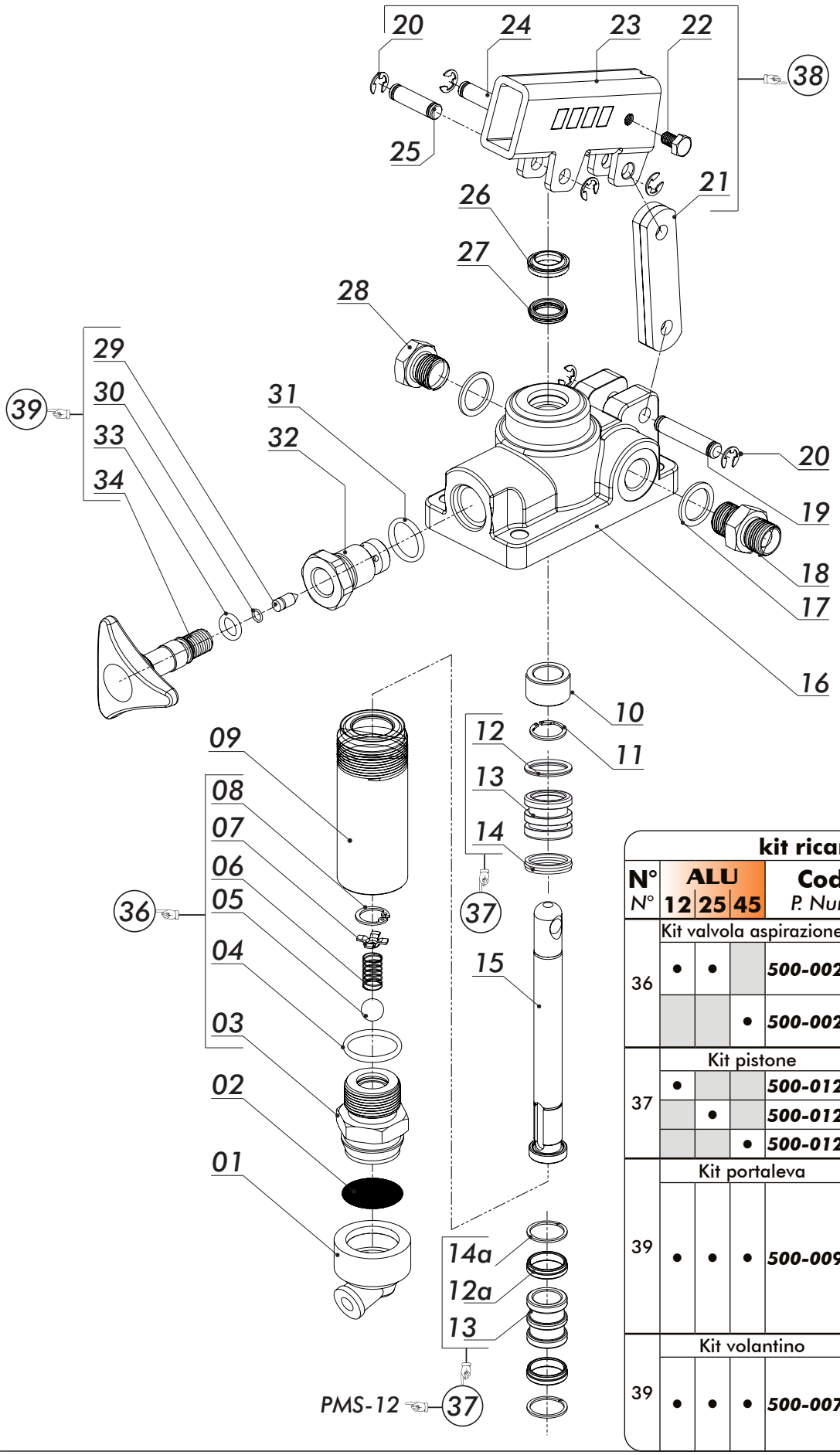

kit ricambi / *kit's*

N° N°	ALU 12	ALU 25	ALU 45	Codice P. Number	Gruppo Assembly
36	Kit valvola aspirazione				*Suction valve kit*
	•	•		**500-002-00016**	
			•	**500-002-00025**	
37	Kit pistone				*Piston assembly*
	•			**500-012-00032**	
		•		**500-012-00014**	
			•	**500-012-00023**	
39	Kit portaleva				*Hand lever holder kit*
	•	•	•	**500-009-00055**	
39	Kit volantino				*Lowering valve kit*
	•	•	•	**500-007-00048**	

Codice fascicolo: 997-400-10610
Data: Mercoledì 30 novembre 2016
Codice foglio:997-106-01710 Rev: AD

COMPANY WITH QUALITY SYSTEM CERTIFIED BY DNV GL = ISO 9001:2015 =

O.M.F.B. S.p.A. Hydraulic Components
We reserve the right to make any changes without notice.
Edition 2004.05 No reproduction, however partial, is permitted.
Via Cave, 7/9 25050 Provaglio d'Iseo (Brescia) Italy Tel.: +39.030.9830611
Fax: +39.030.9839207-208 Internet:www.omfb.it e-mail:contatti@omfb.it

N°	FULCRO 12	FULCRO 25	FULCRO 45	Codice *P. Number*	Descrizione	*Description*	Q.
1	•	•	•	*506-000-00392*	Guarnizione portafiltro	*Suction cap*	1
2	•	•	•	*550-001-00012*	Filtro acciaio rotondo	*Steel strainer*	1
3	•	•		*540-005-00019*	Corpo valvola di aspirazione	*Suction valve casing*	1
			•	*540-005-00037*			
4	•	•		*506-002-00201*	Guarnizione OR	*O-ring*	1
			•	*506-003-00095*			
5	•	•	•	*510-009-00116*	Sfera tenuta	*Ball*	1
6	•	•	•	*512-005-00689*	Molla valvola di aspirazione	*Spring for suction valve*	1
7	•	•	•	*550-001-00101*	Guidamolla	*Spring-guide*	1
8	•	•	•	*501-001-00113*	Anello elastico	*Circlip*	1
9	•			*537-002-00037*	Cilindro acciaio	*Steel stem*	1
		•		*537-002-00019*			
			•	*537-002-00028*			
10	•			*530-005-00065*	Distanziale	*Spacer*	1
		•		*530-005-00010*			
			•	*530-005-00029*			
11	•			*501-011-00086*	Anello elastico	*Circlip*	1
		•		*501-011-00111*			
			•	*501-011-00148*			
12a	•			*506-000-00516*	Guarnizione speciale	*Special gasket*	2
12		•		*506-000-00258*	Guarnizione speciale	*Special gasket*	1
			•	*506-000-00267*			
13	•			*532-002-00082*	Pistone	*Piston*	1
		•		*532-002-00028*			
			•	*532-002-00037*			
14a	•			*550-004-00046*	Anello antiestrusore	*Locking ring*	2
14		•		*506-002-00158*	Guarnizione OR	*O-ring*	1
			•	*506-002-00229*			
15	•			*535-001-00121*	Stelo	*Piston rod*	1
		•		*535-001-00069*			
			•	*535-001-00078*			
16	•			*517-001-00316*	Corpo pompa a mano	*Hand pump housing*	1
		•		*517-001-00334*			
			•	*517-001-00352*			
17	•	•	•	*116-009-00309*	Rondella utilizzi	*Washer*	2
18	•	•	•	*116-006-00080*	Nipplo utilizzi	*Pressure nipple*	1
19	•	•	•	*526-001-00013*	Spinotto lunghezza 41mm	*Gudgeon Pin 41mm*	1
20	•	•	•	*501-015-00028*	Anello elastico	*Circlip*	6
21	•	•	•	*538-001-00018*	Biella	*Brackets*	2
22	•	•	•	*502-002-00012*	Vite blocco leva	*Locking lever screw*	1
23	•	•	•	*539-001-00212*	Portaleva	*Lever holder*	1
24	•	•	•	*526-001-00095*	Spinotto lunghezza 27mm	*Gudgeon Pin 27mm*	1
25	•	•	•	*526-001-00086*	Spinotto lunghezza 30mm	*Gudgeon Pin 30mm*	1
26	•			*506-000-00874*	Guarnizione raschiapolvere	*Wiper seal*	1
		•		*506-000-00614*			
			•	*506-000-00730*			
27	•			*506-000-00507*	Guarnizione a labbro	*Lip seal*	1
		•		*506-000-00276*			
			•	*506-000-00285*			
28	•	•	•	*540-002-00030*	Tappo utilizzo	*Pressure port plug*	1
29	•	•	•	*543-004-00023*	Spillo tenuta	*Pin*	1
30	•	•	•	*506-000-00589*	Guarnizione O-R	*O-ring*	1
31	•	•	•	*506-002-00130*	Guarnizione O-R	*O-ring*	1
32	•	•	•	*540-005-00162*	Tappo guida volantino	*Lowering wheel guide plug*	1
33	•	•	•	*506-002-00014*	Guarnizione OR	*O-ring*	1
34	•	•	•	*500-001-00357*	Volantino	*Lowering wheel*	1

Codice fascicolo: 997-400-10610
Data: Mercoledì 30 novembre 2016
Codice foglio:997-106-01710 Rev: AD

O.M.F.B. S.p.A. Hydraulic Components
We reserve the right to make any changes without notice.
Edition 2004.05 No reproduction, however partial, is permitted.
Via Cave, 7/9 25050 Provaglio d'Iseo (Brescia) Italy Tel.: +39.030.9830611
Fax: +39.030.9839207-208 Internet:www.omfb.it e-mail:contatti@omfb.it

COMPANY WITH QUALITY SYSTEM CERTIFIED BY DNV GL = ISO 9001:2015 =

Dati Tecnici
Technical data

Tipo pompa *Pump type*	**Pressione Massima** *Max. pressure setting*	**Cilindrata** *Displacement*			**Peso** *Weight*
		Completa / *Full*	**Tiro** / *Pull*	**Spinta** / *Push*	
	bar	cm^3	cm^3	cm^3	Kg
ALU 12	350	12	6,1	5,9	2,8
ALU 25	300	25	13,4	11,6	2,9
ALU 45	270	45	23,7	21,3	3,2

Fluido idraulico *Fluid*	Minerale o sintetico compatibile con guarnizioni: *Mineral or synthetic compatible with the following seals:* NBR, FKM, FPM, Nylon				
Viscosità cinematica consigliata *Kinematic viscosity suggested*	T media ambiente (°C) *Average ambient temp. (°C)*	< -10	-10÷10	10÷35	> 35
	VG (cSt = mm^2/s)	22	32	46	68
Temperatura di utilizzo *Working temperature*			-15° +110°C		

Kit di guarnizioni
Seal kit

ALU 12	**ALU 25**	**ALU 45**
106-900-00702	106-900-00757	106-900-00800

106-000-00032 — PIA.APP.GRP.PMP. PMS-PMI
MOUNTING PLATE FOR TANK PMS-PMI

106-000-00078 — AST. CON IMP.PMS/PMI L.600 MM 35x15
LEVER FOR PMS/PMI L. 600 MM 35x15

106-000-00041 — MAGGIORAZIONE RITORNO A MOLLA X PMS
SPRING RETURN FOR PMS

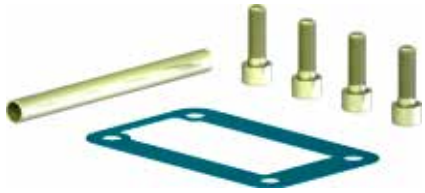

106-960-00700 — KIT MONTAGGIO POMPE PMS/PMI
MOUNTING KIT FOR PUMPS PMS/PMI

Sforzo in fase di pompaggio con leva standard
Load while pumping with standard lever

ALU 12

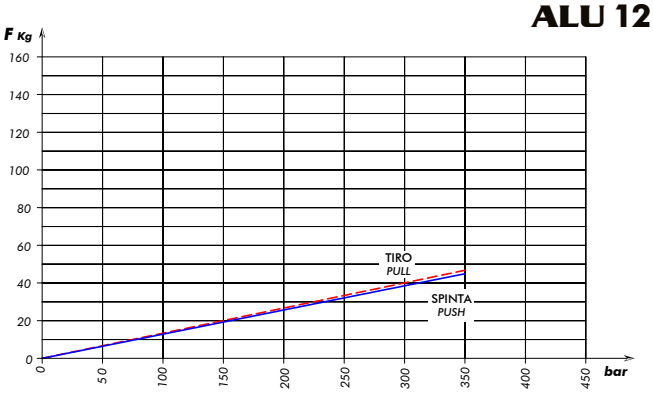

ALU 25

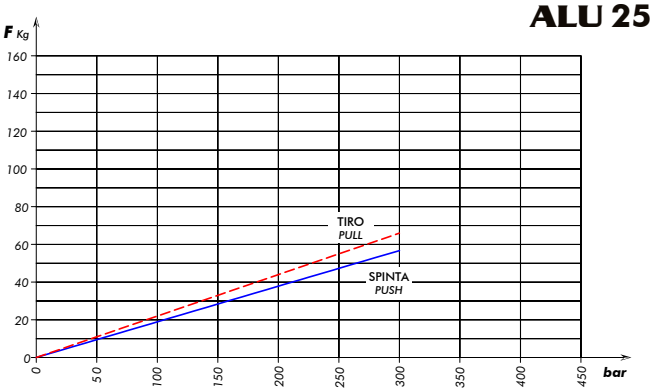

ALU 45

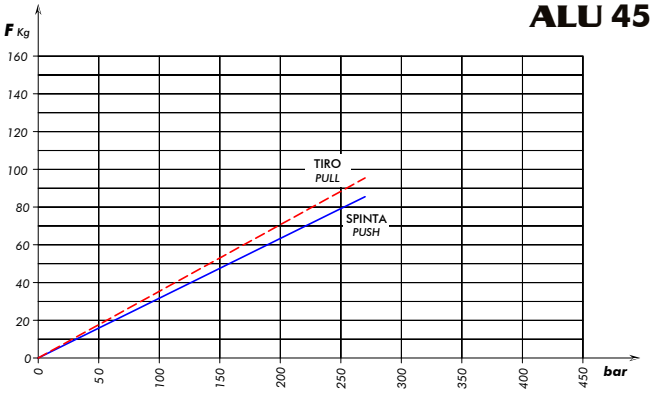

Codice fascicolo: 997-400-10610
Data: Mercoledì 30 novembre 2016
Codice foglio:997-106-01710 Rev: AD

COMPANY WITH QUALITY SYSTEM CERTIFIED BY DNV GL = ISO 9001:2015 =

O.M.F.B. S.p.A. Hydraulic Components
We reserve the right to make any changes without notice.
Edition 2004.05 No reproduction, however partial, is permitted.
Via Cave, 7/9 25050 Provaglio d'Iseo (Brescia) Italy Tel.: +39.030.9830611
Fax: +39.030.9839207-208 Internet:www.omfb.it e-mail:contatti@omfb.it

"FULCRO"

POMPE A MANO
HAND PUMPS

CODICE FAMIGLIA
FAMILY CODE
106

SERIE
SERIES
PMS 12-25-45 OFFSHORE

Pompe a mano con azionamento a doppio effetto (la pompa eroga olio sia spingendo che tirando la leva) per impianti a semplice effetto, direttamente flangiabili su serbatoio e con rubinetto di scarico a tenuta conica incorporato. Sono disponibili in tre diverse cilindrate per consentire le più svariate applicazioni e per limitare lo sforzo sulla leva in ogni situazione. **TRATTAMENTO ALTA RESISTENZA ALLA CORROSIONE (700 ore in nebbia salina).**
Double acting hand pumps (the pump delivers oil both pushing and pulling the lever) suitable to operate single acting applications. They can be fitted also onto tank and are equipped with tapered lowering valve. These hand pumps can have 3 different sizes to perform various applications and to achieve smoother loads on the lever. **HIGH RESISTANCE TREATMENT AGAINST CORROSION (Salt spray test=700 hours).**

	Codice di ordinazione (senza leva) *Order code (without lever)*		
	FULCRO 12	**FULCRO 25**	**FULCRO 45**
Senza Serbatoio *Without Tank*	106-023-00124	106-023-00259	106-023-00455

Ingombro
Overall Dimension

	A	A1	B	D1	D2	E
	mm	mm	mm	°	°	mm
FULCRO 12	143	187	120	18,5	45	35
FULCRO 25	142	193	127	20	45	35
FULCRO 45	141	193	138	20	45	42

Schema Idraulico / *Hydraulic layout*

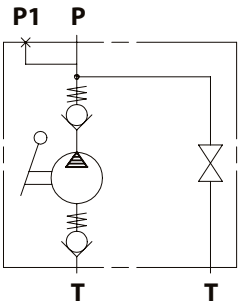

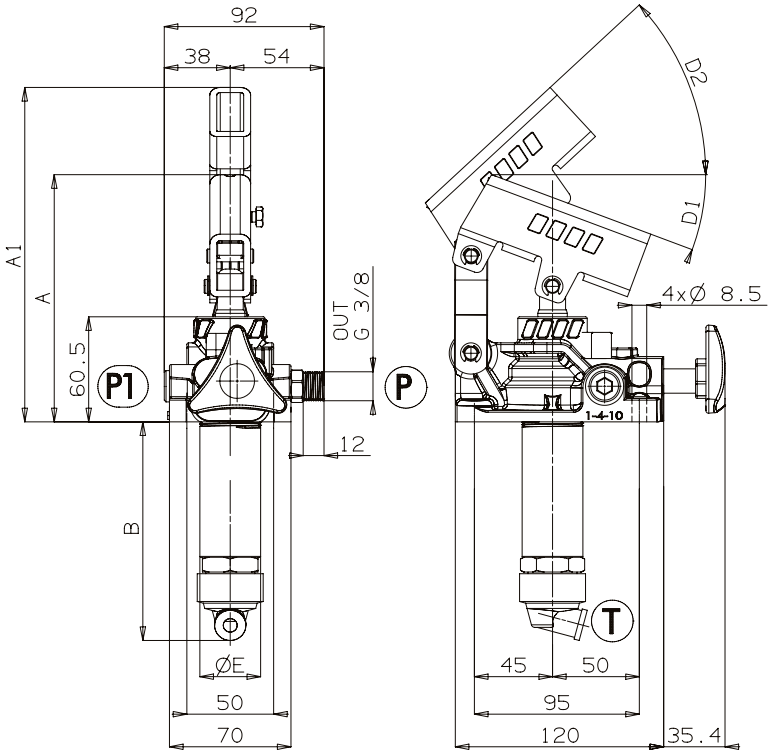

Dati Tecnici / *Technical data*

Tipo pompa *Pump type*	**Pressione Massima** *Max. pressure setting*	**Cilindrata** *Displacement*			**Peso** *Weight*
		Completa / *Full*	**Tiro** / *Pull*	**Spinta** / *Push*	
	bar	cm^3	cm^3	cm^3	Kg
FULCRO 12	350	12	6,1	5,9	2,8
FULCRO 25	300	25	13,4	11,6	2,9
FULCRO 45	270	45	23,7	21,3	3,2

Codice fascicolo: 997-400-10610
Data: Giovedì 19 marzo 2015
Codice foglio:997-106-00420 Rev: AC

O.M.F.B. S.p.A. Hydraulic Components
We reserve the right to make any changes without notice.
Edition 2004.05 No reproduction, however partial, is permitted.
Via Cave, 7/9 25050 Provaglio d'Iseo (Brescia) Italy Tel.: +39.030.9830611
Fax: +39.030.9839207-208 Internet:www.omfb.it e-mail:contatti@omfb.it

COMPANY WITH QUALITY SYSTEM CERTIFIED BY DNV GL = ISO 9001:2015 =

"FULCRO"

POMPE A MANO
HAND PUMPS

CODICE FAMIGLIA
FAMILY CODE
106-903

SERIE
SERIES
PMS 12-25-45
BASSE TEMPERATURE
LOW TEMPERATURE

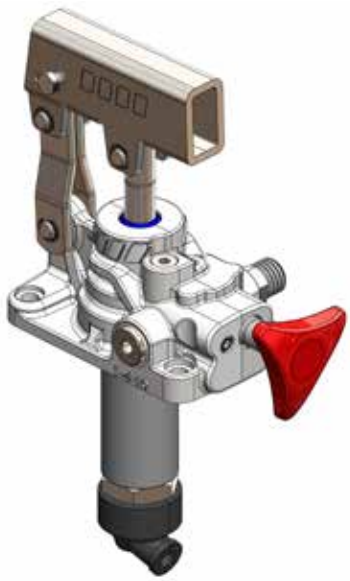

Pompe a mano con azionamento a doppio effetto (la pompa eroga olio sia spingendo che tirando la leva) per impianti a semplice effetto, direttamente flangiabili su serbatoio e con rubinetto di scarico a tenuta conica incorporato. Sono disponibili in tre diverse cilindrate per consentire le più svariate applicazioni e per limitare lo sforzo sulla leva in ogni situazione.
BASSE TEMPERATURE -40°C.
Double acting hand pumps (the pump delivers oil both pushing and pulling the lever) suitable to operate single acting applications. They can be fitted also onto tank and are equipped with tapered lowering valve. These hand pumps can have 3 different sizes to perform various applications and to achieve smoother loads on the lever. **LOW TEMPERATURE -40°C.**

	Codice di ordinazione (senza leva) / *Order code (without lever)*		
	FULCRO 12	**FULCRO 25**	**FULCRO 45**
Senza Serbatoio *Without Tank*	106-903-15177	106-903-04107	106-903-04296
Kit guarnizioni *Seal kit*	106-900-10086	106-900-10095	106-900-10102

Fluido idraulico / *Fluid*	Minerale o sintetico compatibile con guarnizioni: *Mineral or synthetic compatible with the following seals:* NBR, FKM, FPM, Nylon				
Viscosità cinematica consigliata *Kinematic viscosity suggested*	T media ambiente (°C) / *Average ambient temp. (°C)*	< -10	-10÷10	10÷35	> 35
	VG (cSt = mm²/s)	22	32	46	68
Temperatura di utilizzo / *Working temperature*			-40° +100°C		

Ingombro / *Overall Dimension*

	A	A1	B	D1	D2	E
	mm	mm	mm	°	°	mm
FULCRO 12	143	187	120	18,5	45	35
FULCRO 25	142	193	127	20	45	35
FULCRO 45	141	193	138	20	45	42

Schema Idraulico / *Hydraulic layout*

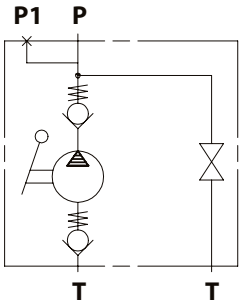

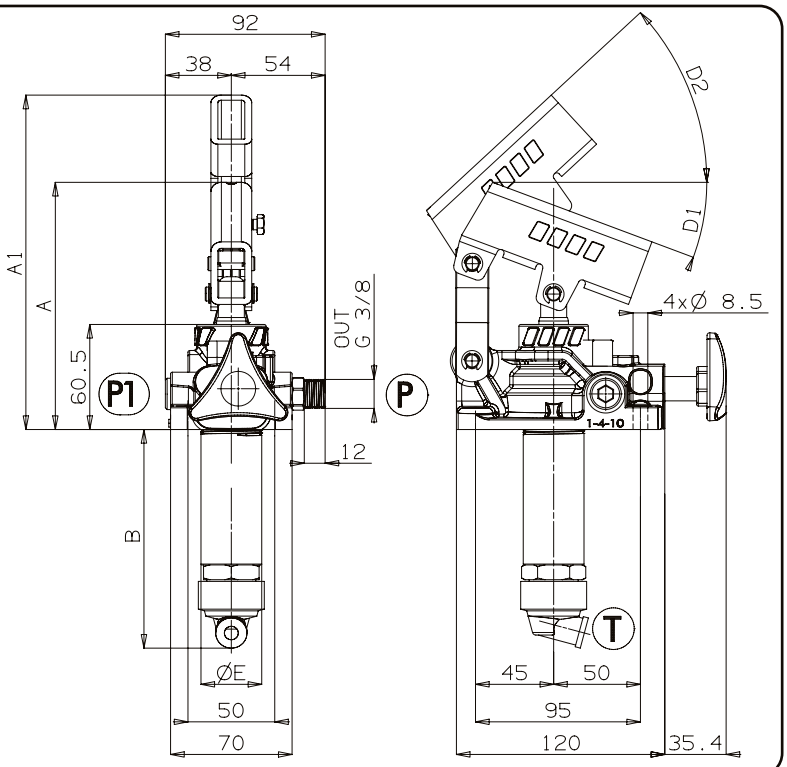

Dati Tecnici / *Technical data*

Tipo pompa *Pump type*	**Pressione Massima** *Max. pressure setting* bar	**Cilindrata** / *Displacement*			**Peso** *Weight* Kg
		Completa / *Full* cm³	**Tiro** / *Pull* cm³	**Spinta** / *Push* cm³	
FULCRO 12	350	12	6,1	5,9	2,8
FULCRO 25	300	25	13,4	11,6	2,9
FULCRO 45	270	45	23,7	21,3	3,2

Codice fascicolo: 997-400-10610
Data: Venerdì 3 novembre 2017
Codice foglio:997-106-90310 Rev: AB

O.M.F.B. S.p.A. Hydraulic Components
Via Cave, 7/9 25050 Provaglio d'Iseo (Brescia) Italy Tel.: +39.030.9830611
Fax: +39.030.9839207-208 Internet:www.omfb.it e-mail:contatti@omfb.it

We reserve the right to make any changes without notice.
Edition 2004.05 No reproduction, however partial, is permitted.

COMPANY WITH QUALITY SYSTEM CERTIFIED BY DNV GL = ISO 9001:2015 =

"FULCRO"

CODICE FAMIGLIA
FAMILY CODE
106

POMPE A MANO CON VALVOLA DI MASSIMA
HAND PUMPS WITH RELIEF VALVE

SERIE
SERIES
PMS+VS 12-25-45

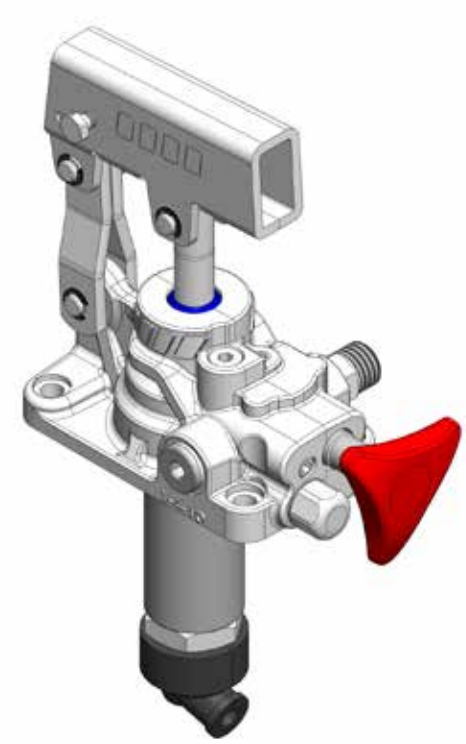

Pompe a mano con azionamento a doppio effetto (la pompa eroga olio sia spingendo che tirando la leva) per impianti a semplice effetto, direttamente flangiabili su serbatoio e con rubinetto di scarico a tenuta conica incorporato.
Sono disponibili in tre diverse cilindrate per consentire le più svariate applicazioni e per limitare lo sforzo sulla leva in ogni situazione. Hanno il corpo in ghisa con trattamento zincatura+sigillatura e lo stelo nichelato.

Double acting hand pumps (the pump delivers oil both pushing and pulling the lever) suitable to operate single acting applications. They can be fitted also onto tank and are equipped with tapered lowering valve.
These hand pumps can have 3 different sizes to perform various applications and to achieve smoother loads on the lever. They are available with nodular cast-iron body zinc plating+sealed and nickel-plated spool.

Codice di ordinazione (senza leva)
Order code (without lever)

			FULCRO 12	FULCRO 25	FULCRO 45
Senza Serbatoio *Without Tank*			106-019-00013	106-010-00012	106-010-00021
Con serbatoi *With Tank*	**Litri** / *Litres*	**1**	106-018-00014	106-008-00016	106-009-00060
	Plastica / *Plastic*	**2**	106-018-00023	106-008-00025	106-009-00051
		3	106-018-00032	106-008-00034	106-009-00015
		4	106-018-00036	106-008-00038	106-009-00079
		5	106-018-00041	106-008-00043	106-009-00024
		7	106-018-00050	106-008-00052	106-009-00033
		10	106-018-00069	106-008-00061	106-009-00042

Ingombro
Overall Dimension

	A	A1	B	D1	D2	E
	mm	mm	mm	°	°	mm
FULCRO 12	143	187	120	18,5	45	35
FULCRO 25	142	193	127	20	45	35
FULCRO 45	141	193	138	20	45	42

Schema Idraulico / *Hydraulic layout*

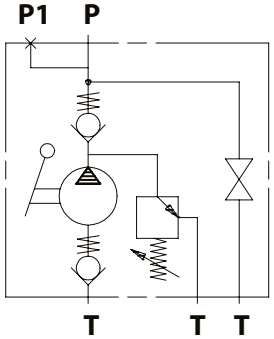

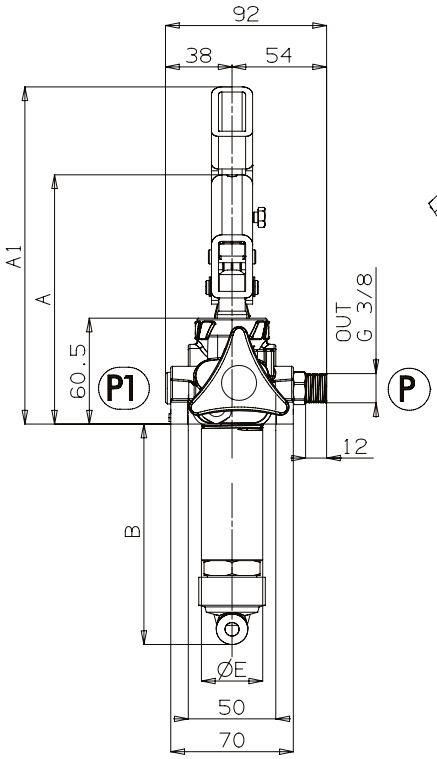

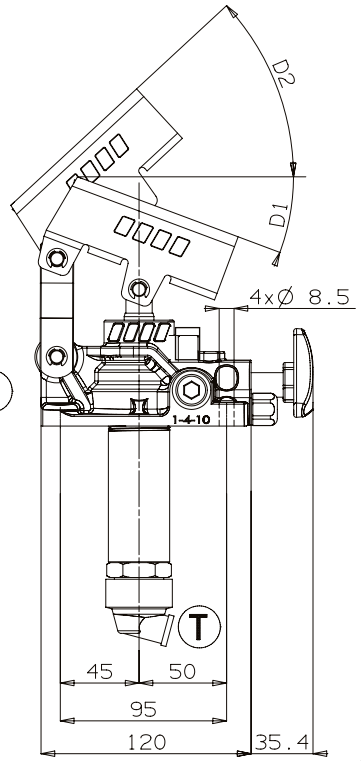

Codice fascicolo: 997-400-10610
Data: Venerdì 3 novembre 2017
Codice foglio:997-106-01010 Rev: AO

O.M.F.B. S.p.A. Hydraulic Components
Via Cave, 7/9 25050 Provaglio d'Iseo (Brescia) Italy Tel.: +39.030.9830611
Fax: +39.030.9839207-208 Internet:www.omfb.it e-mail:contatti@omfb.it

We reserve the right to make any changes without notice.
Edition 2004.05 No reproduction, however partial, is permitted.

COMPANY WITH QUALITY SYSTEM CERTIFIED BY DNV GL = ISO 9001:2015 =

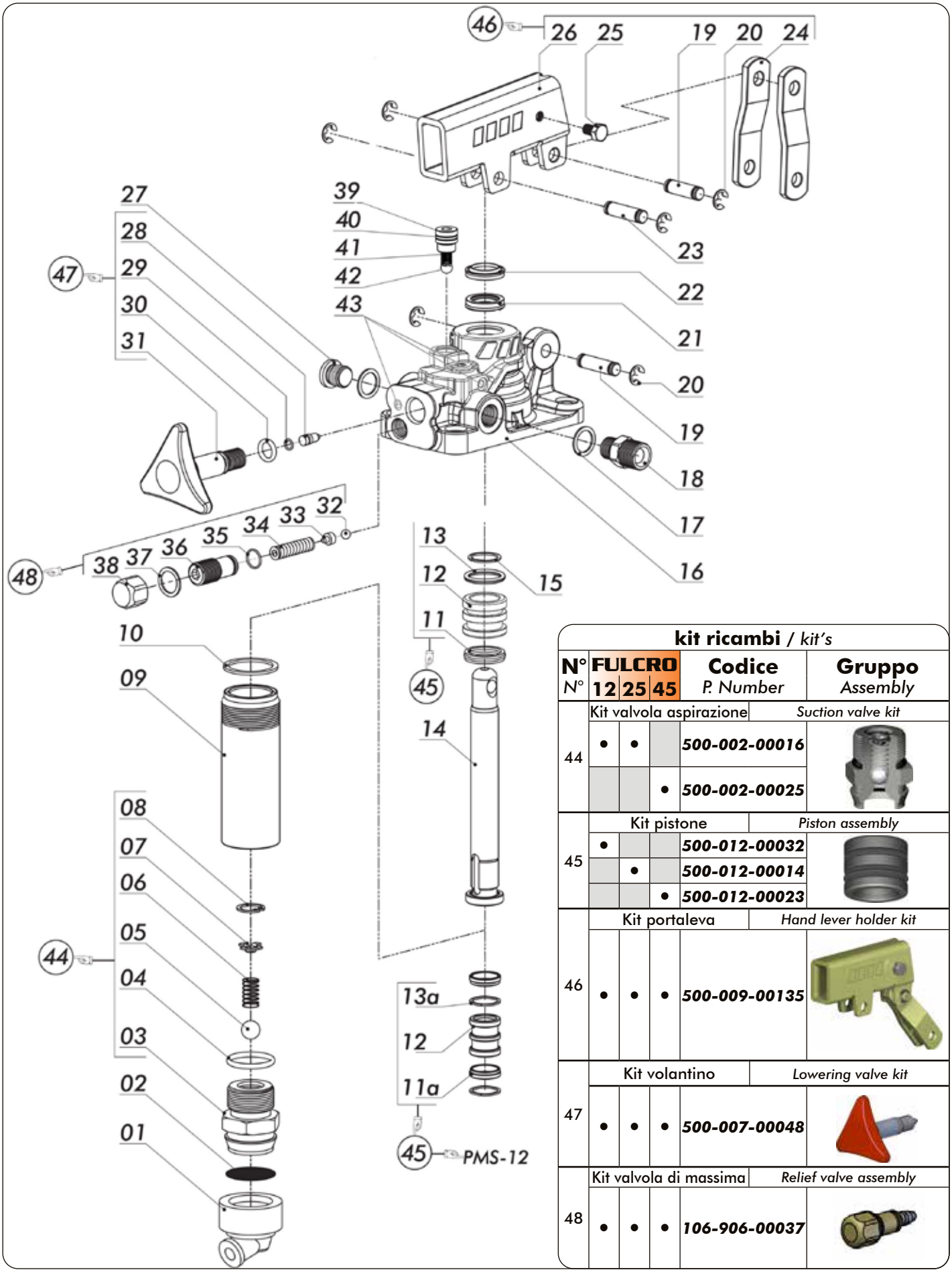

kit ricambi / *kit's*

N° N°	FULCRO 12	25	45	Codice P. Number	Gruppo Assembly
44	Kit valvola aspirazione				*Suction valve kit*
	•	•		**500-002-00016**	
			•	**500-002-00025**	
45	Kit pistone				*Piston assembly*
	•			**500-012-00032**	
		•		**500-012-00014**	
			•	**500-012-00023**	
46	Kit portaleva				*Hand lever holder kit*
	•	•	•	**500-009-00135**	
47	Kit volantino				*Lowering valve kit*
	•	•	•	**500-007-00048**	
48	Kit valvola di massima				*Relief valve assembly*
	•	•	•	**106-906-00037**	

Codice fascicolo: 997-400-10610
Data: Venerdì 3 novembre 2017
Codice foglio:997-106-01010 Rev: AO

COMPANY WITH
QUALITY SYSTEM
CERTIFIED BY DNV GL
= ISO 9001:2015 =

O.M.F.B. S.p.A. Hydraulic Components
We reserve the right to make any changes without notice.
Edition 2004.05 No reproduction, however partial, is permitted.
Via Cave, 7/9 25050 Provaglio d'Iseo (Brescia) Italy Tel.: +39.030.9830611
Fax: +39.030.9839207-208 Internet:www.omfb.it e-mail:contatti@omfb.it

OMFB HYDRAULIC COMPONENTS

SCHEMA RICAMBIO POMPE A MANO FULCRO SERIE PMS+VS
FULCRO *HAND PUMP PMS+VS SERIES SPARE PARTS*

"FULCRO"

N°	FULCRO 12	FULCRO 25	FULCRO 45	Codice *P. Number*	Descrizione	*Description*	Q.
1	•	•	•	*506-000-00392*	Guarnizione portafiltro	*Suction cap*	1
2	•	•	•	*550-001-00012*	Filtro acciaio rotondo	*Steel strainer*	1
3	•	•		*540-005-00019*	Corpo valvola di aspirazione	*Suction valve casing*	1
			•	*540-005-00037*			
4	•	•		*506-002-00201*	Guarnizione OR	*O-ring*	1
			•	*506-003-00095*			
5	•	•	•	*510-009-00116*	Sfera tenuta	*Ball*	1
6	•	•	•	*512-005-00689*	Molla valvola di aspirazione	*Spring for suction valve*	1
7	•	•	•	*550-001-00101*	Guidamolla	*Spring-guide*	1
8	•	•	•	*501-001-00113*	Anello elastico	*Circlip*	1
9	•			*537-002-00037*	Cilindro acciaio	*Steel stem*	1
		•		*537-002-00019*			
			•	*537-002-00028*			
10	•	•		*116-009-01255*	Rondella tenuta cilindro	*Washer*	1
			•	*116-009-01308*			
11a	•			*506-000-00516*	Guarnizione speciale	*Special gasket*	2
11		•		*506-000-00258*	Guarnizione speciale	*Special gasket*	1
			•	*506-000-00267*			
12	•			*532-002-00082*	Pistone	*Piston*	1
		•		*532-002-00028*			
			•	*532-002-00037*			
13a	•			*550-004-00046*	Anello antiestrusore	*Locking ring*	2
13		•		*506-002-00158*	Guarnizione OR	*O-ring*	1
			•	*506-002-00229*			
14	•			*535-001-00121*	Stelo	*Piston rod*	1
		•		*535-001-00069*			
			•	*535-001-00078*			
15	•			*501-011-00086*	Anello elastico	*Circlip*	1
		•		*501-011-00111*			
			•	*501-011-00148*			
16	•			*517-001-00763*	Corpo pompa a mano	*Hand pump housing*	1
		•		*517-001-00781*			
			•	*517-001-00807*			
17	•	•	•	*116-009-00158*	Rondella utilizzi	*Washer*	2
18	•	•	•	*116-006-00259*	Nipplo utilizzi	*Pressure nipple*	1
19	•	•	•	*526-001-00095*	Spinotto lunghezza 26mm	*Gudgeon Pin 26mm*	2
20	•	•	•	*501-015-00028*	Anello elastico	*Circlip*	6
21	•			*506-000-01926*	Guarnizione a labbro	*Lip seal*	1
		•		*506-000-01935*			
			•	*506-000-01944*			
22	•			*506-000-02729*	Guarnizione raschiapolvere	*Wiper seal*	1
		•		*506-000-02701*			
			•	*506-000-02738*			
23	•	•	•	*526-001-00086*	Spinotto	*Gudgeon Pin*	1
24	•	•	•	*538-001-00081*	Biella	*Brackets*	2
25	•	•	•	*502-002-00012*	Vite blocco leva	*Locking lever screw*	1
26	•	•	•	*539-001-00212*	Portaleva	*Lever holder*	1
27	•	•	•	*115-006-00117*	Tappo utilizzo	*Pressure port plug*	1
28	•	•	•	*543-004-00023*	Spillo tenuta	*Pin*	1
29	•	•	•	*506-000-00589*	Guarnizione OR	*O-ring*	1
30	•	•	•	*506-002-00014*	Guarnizione OR	*O-ring*	1
31	•	•	•	*500-001-00357*	Volantino	*Lowering wheel*	1
32	•	•	•	*510-009-00045*	Sfera tenuta valvola di massima	Relief valve sealing ball	1
33	•	•	•	*542-001-00073*	Guidamolla	Spring-guide	1
34	•	•	•	*512-005-01428*	Molla valvola di massima	Spring	1
35	•	•	•	*506-019-10102*	Anello	O-ring	1
36	•	•	•	*504-000-00458*	Grano registro valvola di massima	Setting screw for relief valve	1
37	•	•	•	*116-009-00201*	Rondella tenuta valvola di massima	Washer	1
38	•	•	•	*540-006-00116*	Tappo chiusura valvola di massima	Relief valve cover	1
39	•	•	•	*540-003-00477*	Tappo valvola di ritegno	*Plug*	1
40	•	•	•	*506-019-09150*	Guarnizione ORM 0090-15	*ORM 0090-15*	1
41	•	•	•	*512-005-00509*	Molla	*Spring*	1
42	•	•	•	*510-009-00054*	Sfera 1/4" (Ø6.35)	*Ball 1/4" (Ø6.35)*	1
43	•	•	•	*504-010-00018*	Grano conico 1/16" NPTF	*Conical plug 1/16" NPTF*	3

Codice fascicolo: 997-400-10610
Data: Venerdì 3 novembre 2017
Codice foglio:997-106-01010 Rev: AO

O.M.F.B. S.p.A. Hydraulic Components
We reserve the right to make any changes without notice.
Edition 2004.05 No reproduction, however partial, is permitted.
Via Cave, 7/9 25050 Provaglio d'Iseo (Brescia) Italy Tel.: +39.030.9830611
Fax: +39.030.9839207-208 Internet:www.omfb.it e-mail:contatti@omfb.it

COMPANY WITH QUALITY SYSTEM CERTIFIED BY DNV GL = ISO 9001:2015 =

Dati Tecnici
Technical data

Tipo pompa *Pump type*	Taratura standard *Standard pressure setting* bar	Taratura massima *Max. pressure setting* bar	Cilindrata *Displacement* Completa / *Full* cm³	Tiro / *Pull* cm³	Spinta / *Push* cm³	Peso *Weight* Kg
FULCRO 12	160	300	12	6,1	5,9	2,8
FULCRO 25	160	300	25	13,4	11,6	2,9
FULCRO 45	160	270	45	23,7	21,3	3,2

Fluido idraulico *Fluid*	Minerale o sintetico compatibile con guarnizioni: *Mineral or synthetic compatible with the following seals:* NBR, FKM, FPM, Nylon				
Viscosità cinematica consigliata *Kinematic viscosity suggested*	T media ambiente (°C) *Average ambient temp. (°C)*	< -10	-10÷10	10÷35	> 35
	VG (cSt = mm²/s)	22	32	46	68
Temperatura di utilizzo *Working temperature*			-15° +110°C		

Kit di guarnizioni
Seal kit

FULCRO 12	FULCRO 25	FULCRO 45
106-900-00408	106-900-00453	106-900-00506

106-000-00032 — PIA.APP.GRP.PMP. PMS-PMI
MOUNTING PLATE FOR TANK PMS-PMI

106-000-00078 — AST. CON IMP.PMS/PMI L.600 MM 35x15
LEVER FOR PMS/PMI L. 600 MM 35x15

106-000-00247 — MAGGIORAZIONE RITORNO A MOLLA X PMS
SPRING RETURN FOR PMS

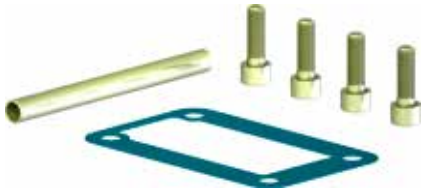

106-960-00700 — KIT MONTAGGIO POMPE PMS/PMI
MOUNTING KIT FOR PUMPS PMS/PMI

Sforzo in fase di pompaggio con leva standard
Load while pumping with standard lever

FULCRO 12

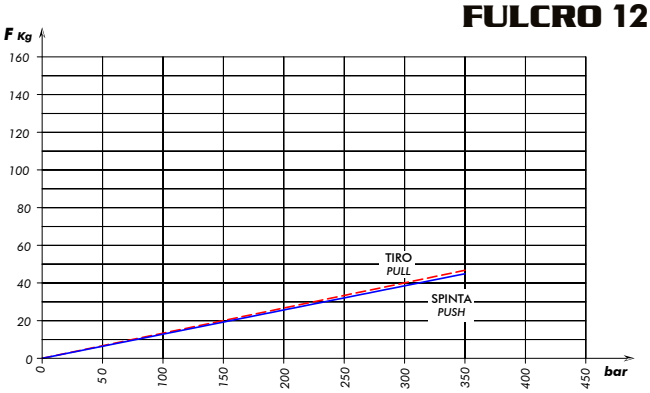

FULCRO 25

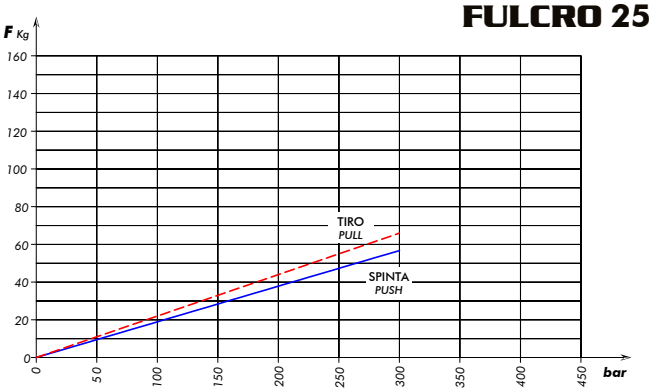

FULCRO 45

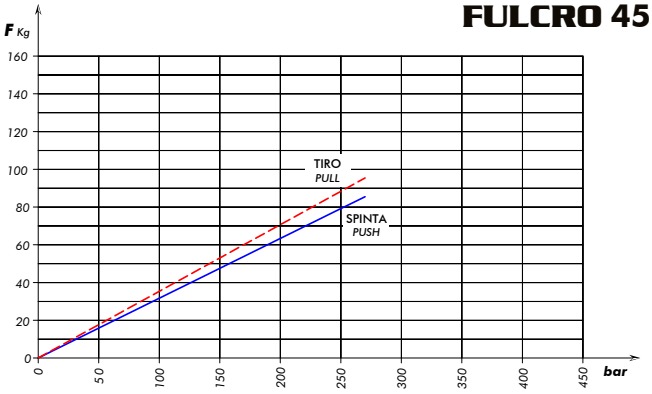

Codice fascicolo: 997-400-10610
Data: Venerdì 3 novembre 2017
Codice foglio:997-106-01010 Rev: AO

COMPANY WITH QUALITY SYSTEM CERTIFIED BY DNV GL = ISO 9001:2015 =

O.M.F.B. S.p.A. Hydraulic Components
We reserve the right to make any changes without notice.
Edition 2004.05 No reproduction, however partial, is permitted.
Via Cave, 7/9 25050 Provaglio d'Iseo (Brescia) Italy Tel.: +39.030.9830611
Fax: +39.030.9839207-208 Internet:www.omfb.it e-mail:contatti@omfb.it

OMFB HYDRAULIC COMPONENTS

"FULCRO"

POMPE A MANO "ALU" CON VALVOLA DI MASSIMA
"ALU" HAND PUMPS WITH RELIEF VALVE

CODICE FAMIGLIA
FAMILY CODE
106

SERIE
SERIES
PMS+VS ALU 12-25-45



Pompe a mano con azionamento a doppio effetto (la pompa eroga olio sia spingendo che tirando la leva) per impianti a semplice effetto, direttamente flangiabili su serbatoio e con rubinetto di scarico a tenuta conica incorporato. Sono disponibili in tre diverse cilindrate per consentire le più svariate applicazioni e per limitare lo sforzo sulla leva in ogni situazione. Hanno il corpo in alluminio e lo stelo nichelato.

Double acting hand pumps (the pump delivers oil both pushing and pulling the lever) suitable to operate single acting applications. They can be fitted also onto tank and are equipped with tapered lowering valve. These hand pumps can have 3 different sizes to perform various applications and to achieve smoother loads on the lever.They are available with aluminium and nickel-plated spool.

Codice di ordinazione (senza leva)
Order code (without lever)

	ALU 12	ALU 25	ALU 45
Senza Serbatoio *Without Tank*	106-019-00031	106-010-00058	106-010-00067

Serbatoio / *Tank's*	**Codice** / *Code*	**Capacità** / *Capacity*
PLASTICA *PLASTIC*	106-800-00025	2
	106-800-00034	3
	106-800-00040	4
	106-800-00043	5
	106-800-00052	7
	106-800-00061	10
ALLUMINIO *ALUMINIUM*	106-800-00105	1
	106-800-00203	2
	106-800-00301	3
	106-800-00507	5
	106-800-01006	10

Ingombro
Overall Dimension

	A	A1	B	D1	D2	E
	mm	mm	mm	°	°	mm
ALU 12	143	184	120	18,5	45	35
ALU 25	143	192	127	20	45	35
ALU 45	142	192	138	22	45	42

Schema Idraulico / *Hydraulic layout*

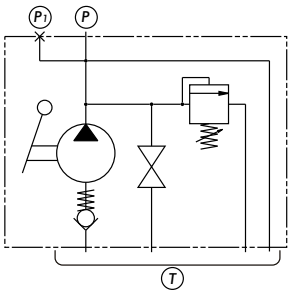

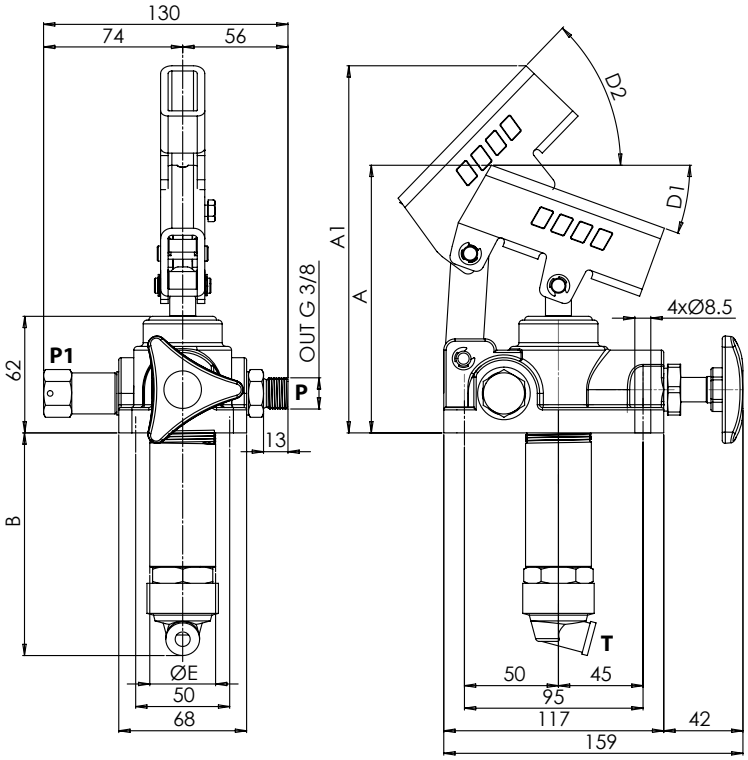

O.M.F.B. S.p.A. Hydraulic Components
We reserve the right to make any changes without notice.
Edition 2004.05 No reproduction, however partial, is permitted.
Via Cave, 7/9 25050 Provaglio d'Iseo (Brescia) Italy Tel.: +39.030.9830611
Fax: +39.030.9839207-208 Internet:www.omfb.it e-mail:contatti@omfb.it

COMPANY WITH QUALITY SYSTEM CERTIFIED BY DNV GL = ISO 9001:2015 =

Codice fascicolo: 997-400-10610
Data: Mercoledì 30 novembre 2016
Codice foglio:997-106-01810 Rev: AE

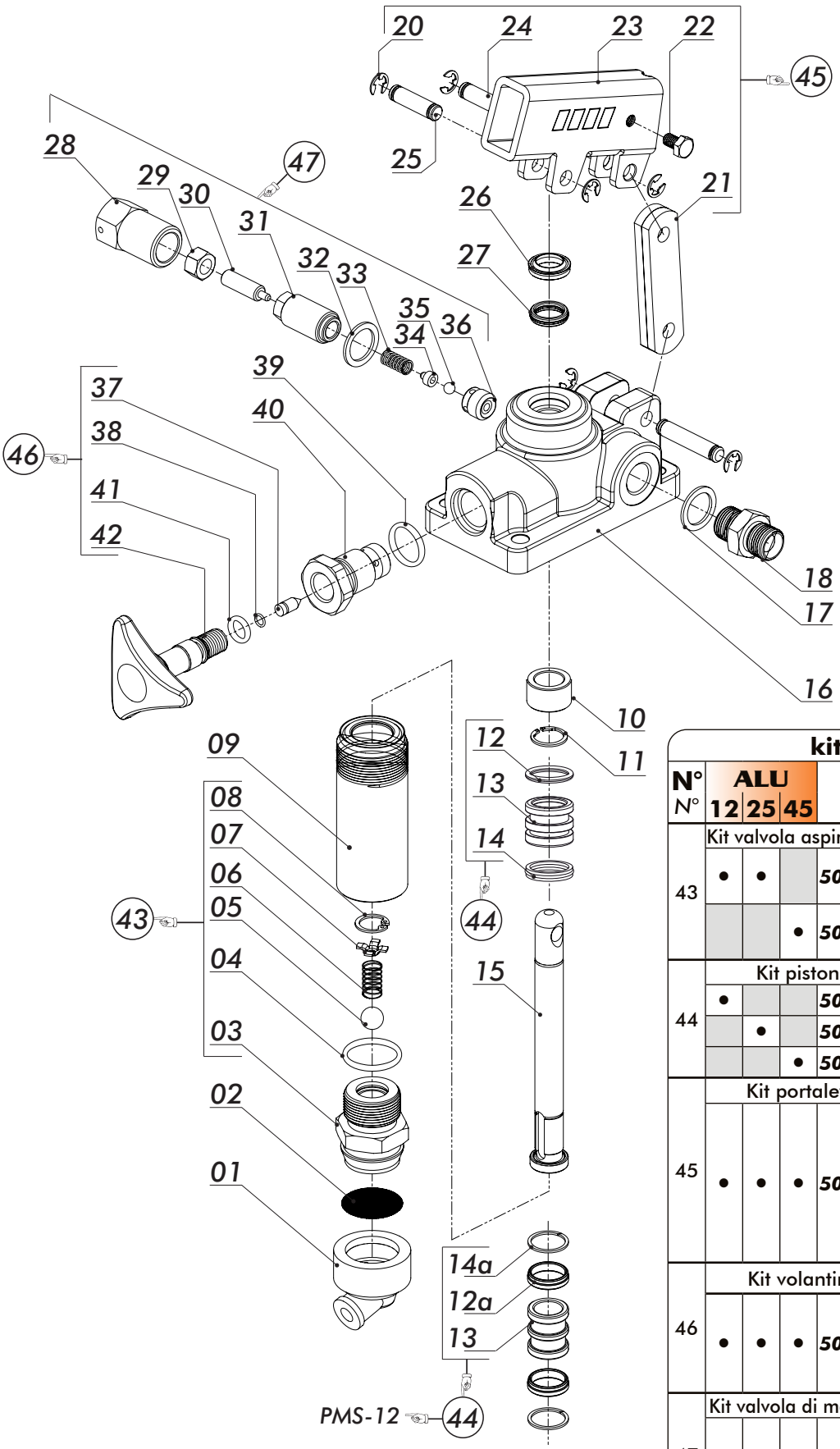

kit ricambi / *kit's*

N° N°	ALU 12	ALU 25	ALU 45	Codice P. Number	Gruppo Assembly
43	Kit valvola aspirazione				*Suction valve kit*
	•	•		**500-002-00016**	
			•	**500-002-00025**	
44	Kit pistone				*Piston assembly*
	•			**500-012-00032**	
		•		**500-012-00014**	
			•	**500-012-00023**	
45	Kit portaleva				*Hand lever holder kit*
	•	•	•	**500-009-00055**	
46	Kit volantino				*Lowering valve kit*
	•	•	•	**500-007-00048**	
47	Kit valvola di massima				*Relief valve assembly*
	•	•	•	**106-906-00019**	

Codice fascicolo: 997-400-10610
Data: Mercoledì 30 novembre 2016
Codice foglio:997-106-01810 Rev: AE

COMPANY WITH QUALITY SYSTEM CERTIFIED BY DNV GL = ISO 9001:2015 =

O.M.F.B. S.p.A. Hydraulic Components
We reserve the right to make any changes without notice.
Edition 2004.05 No reproduction, however partial, is permitted.
Via Cave, 7/9 25050 Provaglio d'Iseo (Brescia) Italy Tel.: +39.030.9830611
Fax: +39.030.9839207-208 Internet:www.omfb.it e-mail:contatti@omfb.it

N°	FULCRO 12	FULCRO 25	FULCRO 45	Codice *P. Number*	Descrizione	*Description*	Q.
1	•	•	•	*506-000-00392*	Guarnizione portafiltro	*Suction cap*	1
2	•	•	•	*550-001-00012*	Filtro acciaio rotondo	*Steel strainer*	1
3	•	•		*540-005-00019*	Corpo valvola di aspirazione	*Suction valve casing*	1
			•	*540-005-00037*			
4	•	•		*506-002-00201*	Guarnizione OR	*O-ring*	1
			•	*506-003-00095*			
5	•	•	•	*510-009-00116*	Sfera tenuta	*Ball*	1
6	•	•	•	*512-005-00689*	Molla valvola di aspirazione	*Spring for suction valve*	1
7	•	•	•	*550-001-00101*	Guidamolla	*Spring-guide*	1
8	•	•	•	*501-001-00113*	Anello elastico	*Circlip*	1
9	•			*537-002-00037*	Cilindro acciaio	*Steel stem*	1
		•		*537-002-00019*			
			•	*537-002-00028*			
10	•			*530-005-00065*	Distanziale	*Spacer*	1
		•		*530-005-00010*			
			•	*530-005-00029*			
11	•			*501-011-00086*	Anello elastico	*Circlip*	1
		•		*501-011-00111*			
			•	*501-011-00148*			
12a	•			*506-000-00516*	Guarnizione speciale	*Special gasket*	2
12		•		*506-000-00258*	Guarnizione speciale	*Special gasket*	1
			•	*506-000-00267*			
13	•			*532-002-00082*	Pistone	*Piston*	1
		•		*532-002-00028*			
			•	*532-002-00037*			
14a	•			*550-004-00046*	Anello antiestrusore	*Locking ring*	2
14		•		*506-002-00158*	Guarnizione OR	*O-ring*	1
			•	*506-002-00229*			
15	•			*535-001-00121*	Stelo	*Piston rod*	1
		•		*535-001-00069*			
			•	*535-001-00078*			
16	•			*517-001-00325*	Corpo pompa a mano	*Hand pump housing*	1
		•		*517-001-00343*			
			•	*517-001-00361*			
17	•	•	•	*116-009-00309*	Rondella utilizzi	*Washer*	1
18	•	•	•	*116-006-00080*	Nipplo utilizzi	*Pressure nipple*	1
19	•	•	•	*526-001-00013*	Spinotto lunghezza 41mm	*Gudgeon Pin 41mm*	1
20	•	•	•	*501-015-00028*	Anello elastico	*Circlip*	6
21	•	•	•	*538-001-00018*	Biella	*Brackets*	2
22	•	•	•	*502-002-00012*	Vite blocco leva	*Locking lever screw*	1
23	•	•	•	*539-001-00212*	Portaleva	*Lever holder*	1
24	•	•	•	*526-001-00095*	Spinotto lunghezza 27mm	*Gudgeon Pin 27mm*	1
25	•	•	•	*526-001-00086*	Spinotto lunghezza 30mm	*Gudgeon Pin 30mm*	1
26	•			*506-000-00874*	Guarnizione raschiapolvere	*Wiper seal*	1
		•		*506-000-00614*			
			•	*506-000-00730*			
27	•			*506-000-00507*	Guarnizione a labbro	*Lip seal*	1
		•		*506-000-00276*			
			•	*506-000-00285*			
28	•	•	•	*540-006-00045*	Tappo di chiusura valvola di massima	*Relief valve plug*	1
29	•	•	•	*505-003-00015*	Dado M8 chiave 13 H=8	*M8 nut spanner 13 H=8*	1
30	•	•	•	*504-000-00127*	Grano di registro	*Adjustment grub screw*	1
31	•	•	•	*504-000-00118*	Grano di blocco	*End stroke grub screw*	1
32	•	•	•	*116-009-00309*	Rondella utilizzi	*Washer*	1
33	•	•	•	*512-005-00483*	Molla	*Spring*	1
34	•	•	•	*542-001-00073*	Pistoncino guida molla	*Spring guide piston*	1
35	•	•	•	*510-009-00045*	Sfera 7/32"	*Ball 7/32"*	1
36	•	•	•	*547-001-00064*	Corpo guida	*Body guide*	1
37	•	•	•	*543-004-00023*	Spillo tenuta	*Pin*	1
38	•	•	•	*506-000-00589*	Guarnizione O-R	*O-ring*	1
39	•	•	•	*506-002-00130*	Guarnizione O-R	*O-ring*	1
40	•	•	•	*540-005-00162*	Tappo guida volantino	*Lowering wheel guide plug*	1
41	•	•	•	*506-002-00014*	Guarnizione OR	*O-ring*	1
42	•	•	•	*500-001-00357*	Volantino	*Lowering wheel*	1

Codice fascicolo: 997-400-10610
Data: Mercoledì 30 novembre 2016
Codice foglio:997-106-01810 Rev: AE

O.M.F.B. S.p.A. Hydraulic Components
We reserve the right to make any changes without notice.
Edition 2004.05 No reproduction, however partial, is permitted.
Via Cave, 7/9 25050 Provaglio d'Iseo (Brescia) Italy Tel.: +39.030.9830611
Fax: +39.030.9839207-208 Internet:www.omfb.it e-mail:contatti@omfb.it

COMPANY WITH QUALITY SYSTEM CERTIFIED BY DNV GL = ISO 9001:2015 =

Dati Tecnici
Technical data

Tipo pompa *Pump type*	Taratura standard *Standard pressure setting* bar	Taratura massima *Max. pressure setting* bar	Cilindrata *Displacement* Completa / *Full* cm³	Tiro / *Pull* cm³	Spinta / *Push* cm³	Peso *Weight* Kg
ALU 12	160	300	12	6,1	5,9	2,8
ALU 25	160	300	25	13,4	11,6	2,9
ALU 45	160	270	45	23,7	21,3	3,2

Fluido idraulico *Fluid*	Minerale o sintetico compatibile con guarnizioni: *Mineral or synthetic compatible with the following seals:* NBR, FKM, FPM, Nylon				
Viscosità cinematica consigliata *Kinematic viscosity suggested*	T media ambiente (°C) *Average ambient temp. (°C)*	< -10	-10÷10	10÷35	> 35
	VG (cSt = mm²/s)	22	32	46	68
Temperatura di utilizzo *Working temperature*			-15° +110°C		

Kit di guarnizioni
Seal kit

ALU 12	ALU 25	ALU 45
106-900-00702	106-900-00757	106-900-00800

106-000-00032 — PIA.APP.GRP.PMP. PMS-PMI
MOUNTING PLATE FOR TANK PMS-PMI

106-000-00078 — AST. CON IMP.PMS/PMI L.600 MM 35x15
LEVER FOR PMS/PMI L. 600 MM 35x15

106-000-00041 — MAGGIORAZIONE RITORNO A MOLLA X PMS
SPRING RETURN FOR PMS

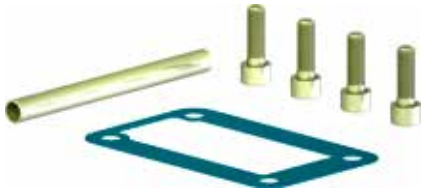

106-960-00700 — KIT MONTAGGIO POMPE PMS/PMI
MOUNTING KIT FOR PUMPS PMS/PMI

Sforzo in fase di pompaggio con leva standard
Load while pumping with standard lever

ALU 12

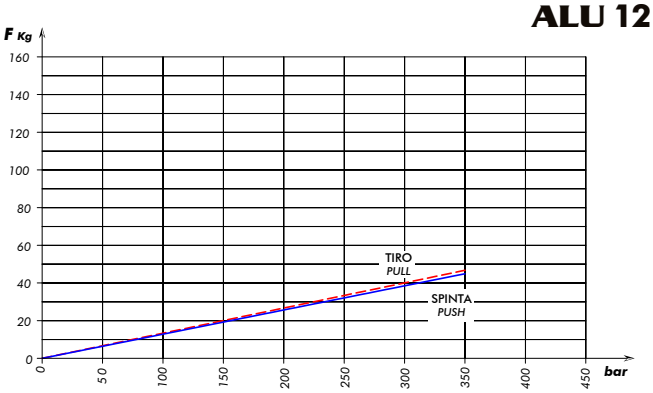

ALU 25

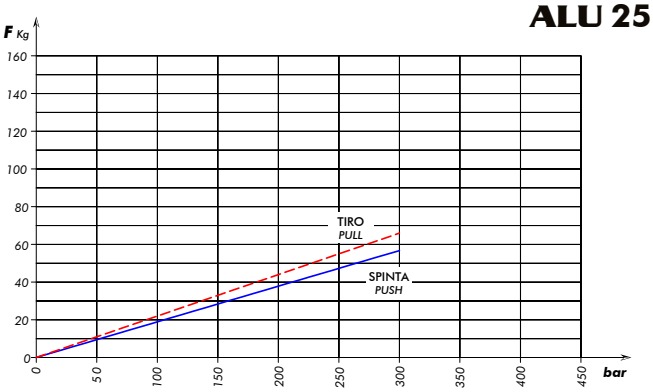

ALU 45

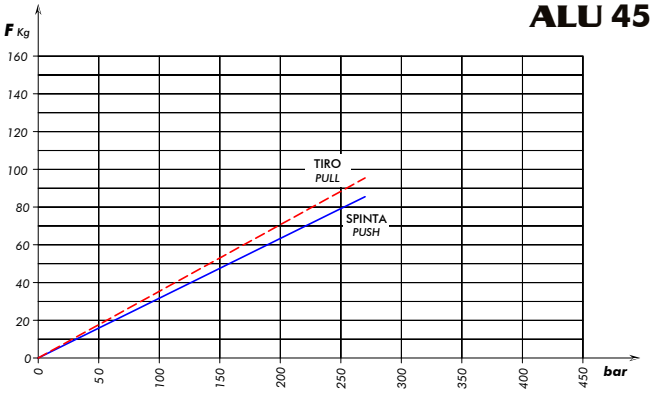

Codice fascicolo: 997-400-10610
Data: Mercoledì 30 novembre 2016
Codice foglio:997-106-01810 Rev: AE

COMPANY WITH QUALITY SYSTEM CERTIFIED BY DNV GL = ISO 9001:2015 =

O.M.F.B. S.p.A. Hydraulic Components
We reserve the right to make any changes without notice.
Edition 2004.05 No reproduction, however partial, is permitted.
Via Cave, 7/9 25050 Provaglio d'Iseo (Brescia) Italy Tel.: +39.030.9830611
Fax: +39.030.9839207-208 Internet:www.omfb.it e-mail:contatti@omfb.it

OMFB HYDRAULIC COMPONENTS

POMPE A MANO CON VALVOLA DI MASSIMA
HAND PUMPS WITH RELIEF VALVE

SERIE / SERIES **PMS+VS 12-25-45 OFFSHORE**

Pompe a mano con azionamento a doppio effetto (la pompa eroga olio sia spingendo che tirando la leva) per impianti a semplice effetto, direttamente flangiabili su serbatoio e con rubinetto di scarico a tenuta conica incorporato.
Sono disponibili in tre diverse cilindrate per consentire le più svariate applicazioni e per limitare lo sforzo sulla leva in ogni situazione.
TRATTAMENTO ALTA RESISTENZA ALLA CORROSIONE (700 ore in nebbia salina).
Double acting hand pumps (the pump delivers oil both pushing and pulling the lever) suitable to operate single acting applications. They can be fitted also onto tank and are equipped with tapered lowering valve. These hand pumps can have 3 different sizes to perform various applications and to achieve smoother loads on the lever. **HIGH RESISTANCE TREATMENT AGAINST CORROSION (Salt spray test=700 hours).**

	Codice di ordinazione (senza leva) *Order code (without lever)*		
	FULCRO 12	**FULCRO 25**	**FULCRO 45**
Senza Serbatoio *Without Tank*	106-023-01123	106-023-01258	106-023-01454

Ingombro
Overall Dimension

	A	A1	B	D1	D2	E
	mm	mm	mm	°	°	mm
FULCRO 12	143	187	120	18,5	45	35
FULCRO 25	142	193	127	20	45	35
FULCRO 45	141	193	138	20	45	42

Schema Idraulico / *Hydraulic layout*

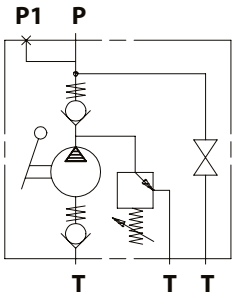

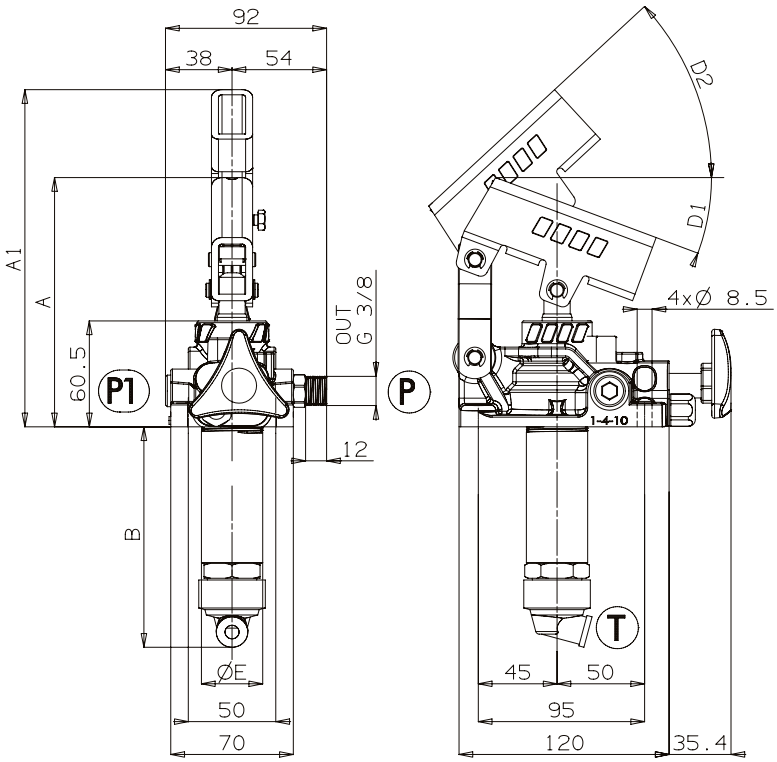

Dati Tecnici / *Technical data*

Tipo pompa *Pump type*	Taratura standard *Standard pressure setting*	Taratura massima *Max. pressure setting*	Cilindrata *Displacement*			Peso *Weight*
			Completa / *Full*	**Tiro** / *Pull*	**Spinta** / *Push*	
	bar	bar	cm^3	cm^3	cm^3	Kg
FULCRO 12	160	300	12	6,1	5,9	2,8
FULCRO 25	160	300	25	13,4	11,6	2,9
FULCRO 45	160	270	45	23,7	21,3	3,2

O.M.F.B. S.p.A. Hydraulic Components
Via Cave, 7/9 25050 Provaglio d'Iseo (Brescia) Italy Tel.: +39.030.9830611
Fax: +39.030.9839207-208 Internet:www.omfb.it e-mail:contatti@omfb.it

We reserve the right to make any changes without notice.
Edition 2004.05 No reproduction, however partial, is permitted.

COMPANY WITH QUALITY SYSTEM CERTIFIED BY DNV GL = ISO 9001:2015 =

Codice fascicolo: 997-400-10610
Data: Giovedì 19 marzo 2015
Codice foglio:997-106-01020 Rev: AC

"FULCRO"

POMPE A MANO CON VALVOLA DI MASSIMA
HAND PUMPS WITH RELIEF VALVE

CODICE FAMIGLIA / FAMILY CODE **106-903**

SERIE / SERIES **PMS+VS 12-25-45 BASSE TEMPERATURE LOW TEMPERATURE**



Pompe a mano con azionamento a doppio effetto (la pompa eroga olio sia spingendo che tirando la leva) per impianti a semplice effetto, direttamente flangiabili su serbatoio e con rubinetto di scarico a tenuta conica incorporato. Sono disponibili in tre diverse cilindrate per consentire le più svariate applicazioni e per limitare lo sforzo sulla leva in ogni situazione. **BASSE TEMPERATURE -40°C.**

Double acting hand pumps (the pump delivers oil both pushing and pulling the lever) suitable to operate single acting applications. They can be fitted also onto tank and are equipped with tapered lowering valve. These hand pumps can have 3 different sizes to perform various applications and to achieve smoother loads on the lever. **LOW TEMPERATURE -40°C.**

	Codice di ordinazione (senza leva) / *Order code (without lever)*		
	FULCRO 12	**FULCRO 25**	**FULCRO 45**
Senza Serbatoio *Without Tank*	106-903-19137	106-903-10127	106-903-10216
Kit guarnizioni *Seal kit*	106-900-10068	106-900-10031	106-900-10077

Fluido idraulico / *Fluid*	Minerale o sintetico compatibile con guarnizioni: *Mineral or synthetic compatible with the following seals:* NBR, FKM, FPM, Nylon				
Viscosità cinematica consigliata *Kinematic viscosity suggested*	T media ambiente (°C) / *Average ambient temp. (°C)*	< -10	-10÷10	10÷35	> 35
	VG (cSt = mm²/s)	22	32	46	68
Temperatura di utilizzo / *Working temperature*			-40° +100°C		

Ingombro / *Overall Dimension*

	A	A1	B	D1	D2	E
	mm	mm	mm	°	°	mm
FULCRO 12	143	187	120	18,5	45	35
FULCRO 25	142	193	127	20	45	35
FULCRO 45	141	193	138	20	45	42

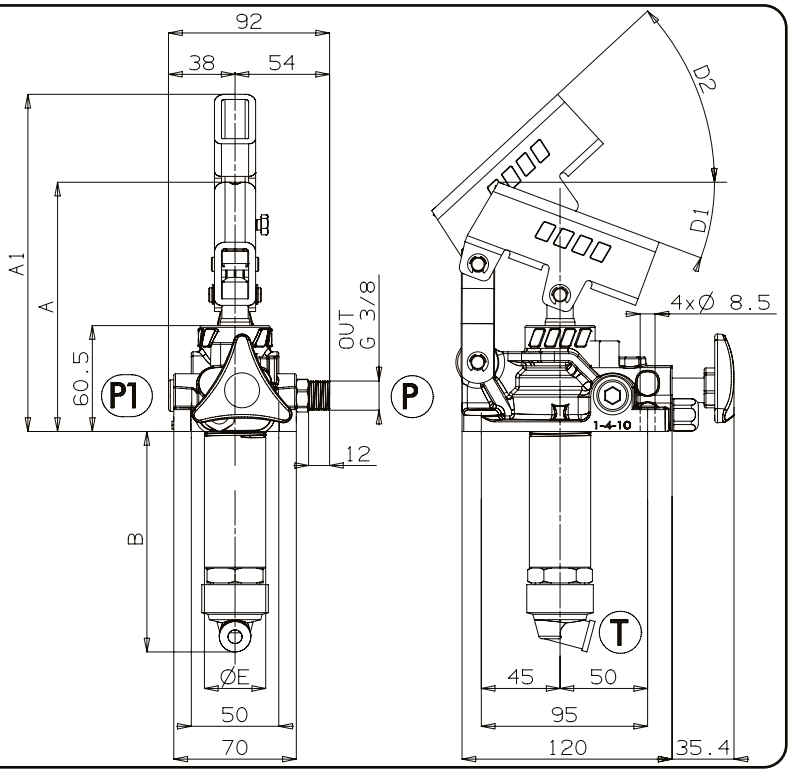

Schema Idraulico / *Hydraulic layout*

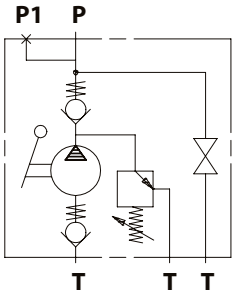

Dati Tecnici / *Technical data*

Tipo pompa *Pump type*	**Taratura standard** *Standard pressure setting* bar	**Taratura massima** *Max. pressure setting* bar	**Cilindrata** / *Displacement*			**Peso** *Weight* Kg
			Completa / *Full* cm³	**Tiro** / *Pull* cm³	**Spinta** / *Push* cm³	
FULCRO 12	160	300	12	6,1	5,9	2,8
FULCRO 25	160	300	25	13,4	11,6	2,9
FULCRO 45	160	270	45	23,7	21,3	3,2

Codice fascicolo: 997-400-10610
Data: Venerdì 3 novembre 2017
Codice foglio:997-106-90320 Rev: AB

O.M.F.B. S.p.A. Hydraulic Components
Via Cave, 7/9 25050 Provaglio d'Iseo (Brescia) Italy Tel.: +39.030.9830611
Fax: +39.030.9839207-208 Internet:www.omfb.it e-mail:contatti@omfb.it

We reserve the right to make any changes without notice.
Edition 2004.05 No reproduction, however partial, is permitted.

COMPANY WITH QUALITY SYSTEM CERTIFIED BY DNV GL = ISO 9001:2015 =

"FULCRO"

POMPE A MANO CON INVERTITORE DI FLUSSO
HAND PUMPS WITH DIRECTIONAL CONTROL VALVE

CODICE FAMIGLIA / *FAMILY CODE* **106**

SERIE / *SERIES* **PMI 12-25-45**

Codice fascicolo: 997-400-10610
Data: Venerdì 3 novembre 2017
Codice foglio:997-106-00710 Rev: AP

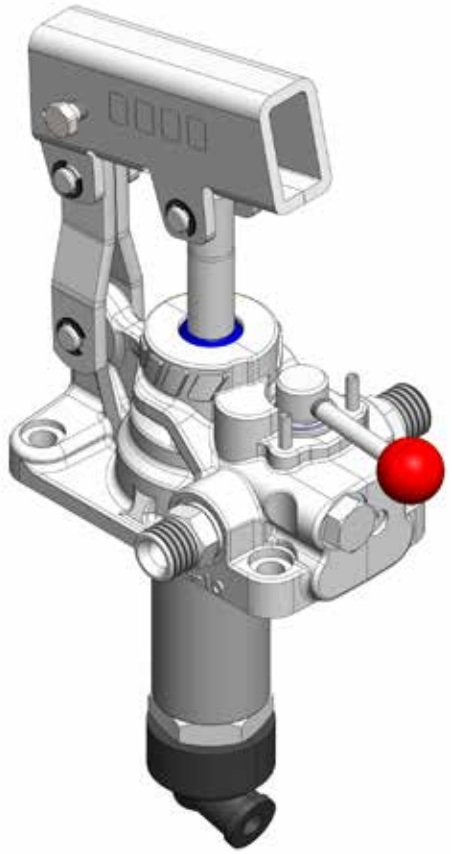

Pompe a mano con azionamento a doppio effetto (la pompa eroga olio sia spingendo che tirando la leva) per impianti a doppio effetto, direttamente flangiabili su serbatoio e con rubinetto di scarico a tenuta conica incorporato.
Sono disponibili in tre diverse cilindrate per consentire le più svariate applicazioni e per limitare lo sforzo sulla leva in ogni situazione. Hanno il corpo in ghisa con trattamento di zincatura+sigillatura e lo stelo nichelato.

Double acting hand pumps (the pump delivers oil both pushing and pulling the lever) suitable to operate double acting applications. They can be fitted also onto tank and are equipped with tapered lowering valve.
These hand pumps can have 3 different sizes to perform various applications and to achieve smoother loads on the lever. They are available with nodular cast-iron body zinc plating+sealed and nickel-plated spool.

Codice di ordinazione (senza leva)
Order code (without lever)

			FULCRO 12	FULCRO 25	FULCRO 45
Senza Serbatoio *Without Tank*			106-017-00015	106-007-00017	106-007-00026
Con serbatoi *With Tank* **Litri** / *Litres*	**Plastica** / *Plastic*	**1**	106-016-00016	106-005-00019	106-006-00063
		2	106-016-00025	106-005-00028	106-006-00054
		3	106-016-00034	106-005-00037	106-006-00018
		4	106-016-00038	106-005-00041	106-006-00072
		5	106-016-00043	106-005-00046	106-006-00027
		7	106-016-00052	106-005-00055	106-006-00036
		10	106-016-00061	106-005-00064	106-006-00045

Ingombro
Overall Dimension

	A	A1	B	D1	D2	E
	mm	mm	mm	°	°	mm
FULCRO 12	143	187	120	18,5	45	35
FULCRO 25	142	193	127	20	45	35
FULCRO 45	141	193	138	20	45	42

Schema Idraulico / *Hydraulic layout*

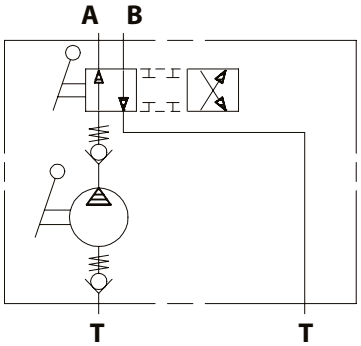

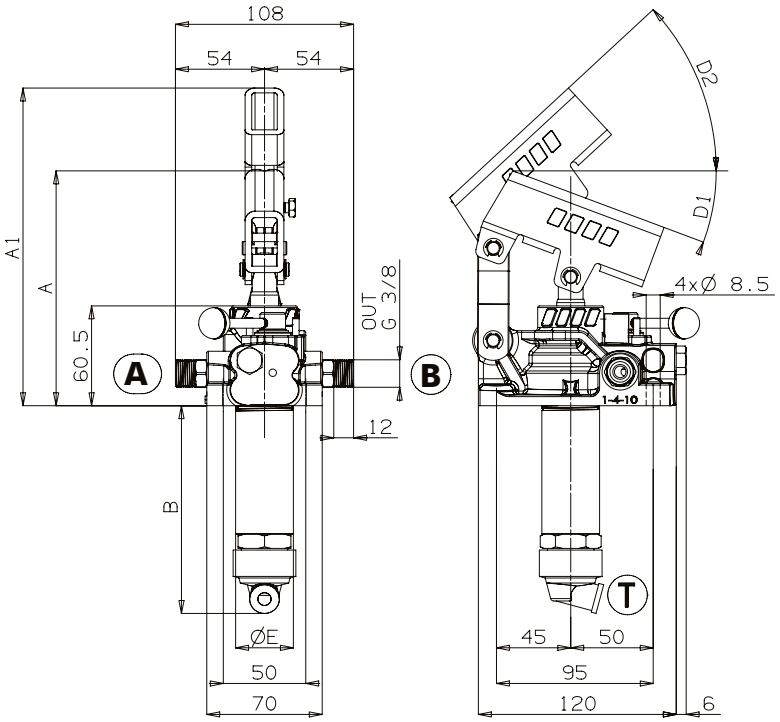

O.M.F.B. S.p.A. Hydraulic Components
We reserve the right to make any changes without notice.
Edition 2004.05 No reproduction, however partial, is permitted.
Via Cave, 7/9 25050 Provaglio d'Iseo (Brescia) Italy Tel.: +39.030.9830611
Fax: +39.030.9839207-208 Internet:www.omfb.it e-mail:contatti@omfb.it

COMPANY WITH QUALITY SYSTEM CERTIFIED BY DNV GL = ISO 9001:2015 =

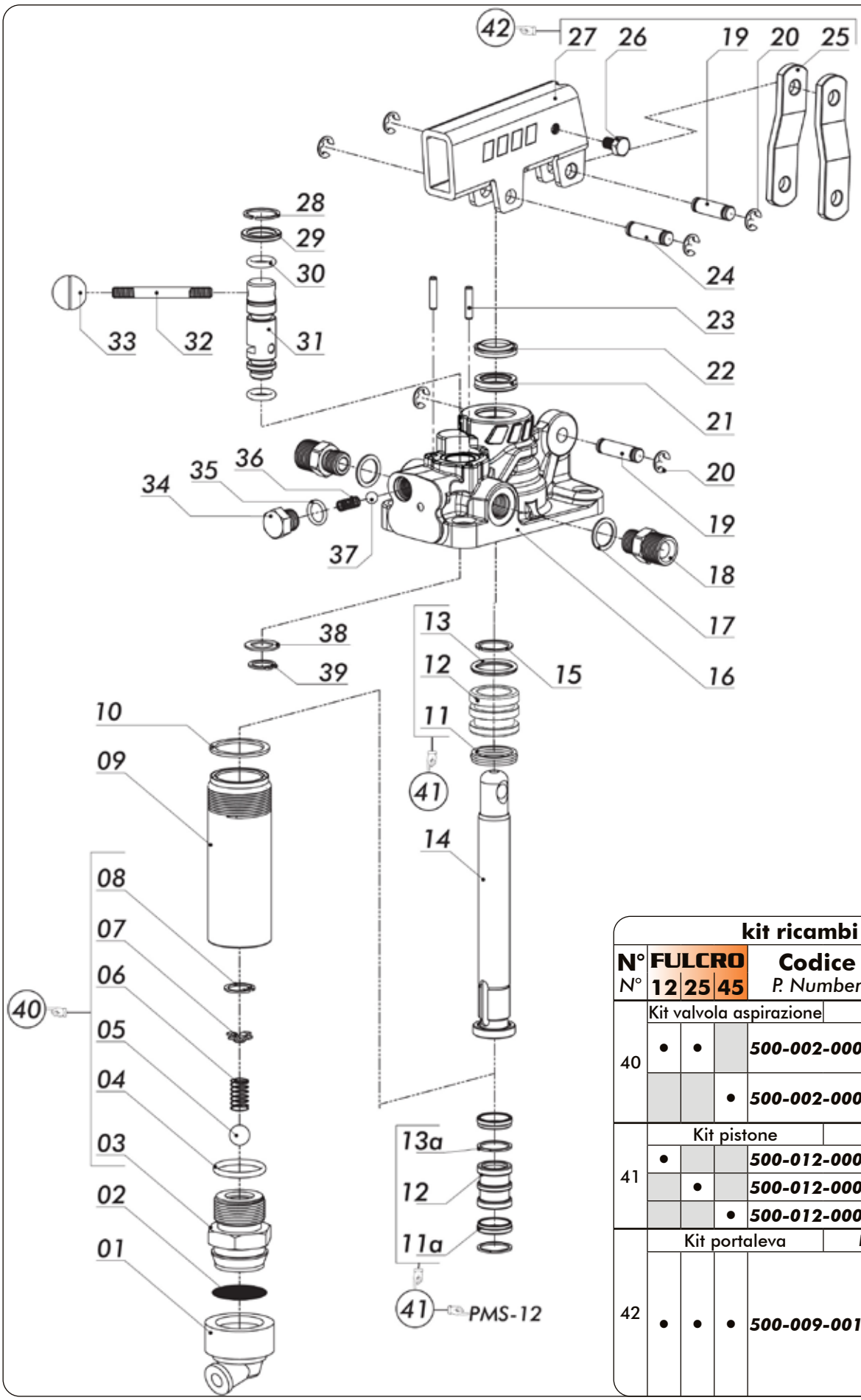

kit ricambi / *kit's*

N° / N°	FULCRO 12	FULCRO 25	FULCRO 45	Codice / P. Number	Gruppo / Assembly
40	Kit valvola aspirazione				*Suction valve kit*
	•	•		***500-002-00016***	
			•	***500-002-00025***	
41	Kit pistone				*Piston assembly*
	•			***500-012-00032***	
		•		***500-012-00014***	
			•	***500-012-00023***	
42	Kit portaleva				*Hand lever holder kit*
	•	•	•	***500-009-00135***	

Codice fascicolo: 997-400-10610
Data: Venerdì 3 novembre 2017
Codice foglio:997-106-00710 Rev: AP

COMPANY WITH QUALITY SYSTEM CERTIFIED BY DNV GL = ISO 9001:2015 =

O.M.F.B. S.p.A. Hydraulic Components
We reserve the right to make any changes without notice.
Edition 2004.05 No reproduction, however partial, is permitted.
Via Cave, 7/9 25050 Provaglio d'Iseo (Brescia) Italy Tel.: +39.030.9830611
Fax: +39.030.9839207-208 Internet:www.omfb.it e-mail:contatti@omfb.it

OMFB HYDRAULIC COMPONENTS

N°	FULCRO 12	FULCRO 25	FULCRO 45	Codice *P. Number*	Descrizione	*Description*	Q.
1	•	•	•	*506-000-00392*	Guarnizione portafiltro	*Suction cap*	1
2	•	•	•	*550-001-00012*	Filtro acciaio rotondo	*Steel strainer*	1
3	•	•		*540-005-00019*	Corpo valvola di aspirazione	*Suction valve casing*	1
			•	*540-005-00037*			
4	•	•		*506-002-00201*	Guarnizione OR	*O-ring*	1
			•	*506-003-00095*			
5	•	•	•	*510-009-00116*	Sfera tenuta	*Ball*	1
6	•	•	•	*512-005-00689*	Molla valvola di aspirazione	*Spring for suction valve*	1
7	•	•	•	*550-001-00101*	Guidamolla	*Spring-guide*	1
8	•	•	•	*501-001-00113*	Anello elastico	*Circlip*	1
9	•			*537-002-00037*	Cilindro acciaio	*Steel stem*	1
		•		*537-002-00019*			
			•	*537-002-00028*			
10	•	•		*116-009-01255*	Rondella tenuta cilindro	*Washer*	1
			•	*116-009-01308*			
11a	•			*506-000-00516*	Guarnizione speciale	*Special gasket*	2
11		•		*506-000-00258*	Guarnizione speciale	*Special gasket*	1
			•	*506-000-00267*			
12	•			*532-002-00082*	Pistone	*Piston*	1
		•		*532-002-00028*			
			•	*532-002-00037*			
13a	•			*550-004-00046*	Anello antiestrusore	*Locking ring*	2
13		•		*506-002-00158*	Guarnizione OR	*O-ring*	1
			•	*506-002-00229*			
14	•			*535-001-00121*	Stelo	*Piston rod*	1
		•		*535-001-00069*			
			•	*535-001-00078*			
15	•			*501-011-00086*	Anello elastico	*Circlip*	1
		•		*501-011-00111*			
			•	*501-011-00148*			
16	•			*517-001-00496*	Corpo pompa a mano	*Hand pump housing*	1
		•		*517-001-00512*			
			•	*517-001-00530*			
17	•	•	•	*116-009-00158*	Rondella utilizzi	*Washer*	2
18	•	•	•	*116-006-00259*	Nipplo utilizzi	*Pressure nipple*	2
19	•	•	•	*526-001-00095*	Spinotto lunghezza 26mm	*Gudgeon Pin 26mm*	2
20	•	•	•	*501-015-00028*	Anello elastico	*Circlip*	6
21	•			*506-000-01926*	Guarnizione a labbro	*Lip seal*	1
		•		*506-000-01935*			
			•	*506-000-01944*			
22	•			*506-000-02729*	Guarnizione raschiapolvere	*Wiper seal*	1
		•		*506-000-02701*			
			•	*506-000-02738*			
23	•	•	•	*501-004-00058*	Spina elastica	*Spring pins*	2
24	•	•	•	*526-001-00086*	Spinotto	*Gudgeon Pin*	1
25	•	•	•	*538-001-00081*	Biella	*Brackets*	2
26	•	•	•	*502-002-00012*	Vite blocco leva	*Locking lever screw*	1
27	•	•	•	*539-001-00212*	Portaleva	*Lever holder*	1
28	•	•	•	*501-011-00102*	Anello elastico	*Circlip*	1
29	•	•	•	*506-000-00963*	Guarnizione protezione stelo	*Seal*	1
30	•	•	•	*506-002-00041*	Guarnizione OR	*O-ring*	1
31	•	•	•	*536-001-00030*	Stelo invertitore	*Diverter rod*	1
32	•	•	•	*539-004-00031*	Leva per invertitore	*Directional control lever*	1
33	•	•	•	*509-001-00073*	Pomello rosso	*Red knob*	1
34	•	•	•	*540-003-00360*	Tappo valvola di ritegno	*Non-return valve cover*	1
35	•	•	•	*506-019-10200*	Guarnizione OR	*O-ring*	1
36	•	•	•	*512-005-00312*	Molla valvola di ritegno	*Non-return valve spring*	1
37	•	•	•	*510-009-00054*	Sfera tenuta di ritegno	*Non-return ball*	3
38	•	•	•	*530-001-00489*	Distanziale	*Spacer*	1
39	•	•	•	*501-002-00103*	Anello elastico	*Circlip*	1

Codice fascicolo: 997-400-10610
Data: Venerdì 3 novembre 2017
Codice foglio:997-106-00710 Rev: AP

O.M.F.B. S.p.A. Hydraulic Components
We reserve the right to make any changes without notice.
Edition 2004.05 No reproduction, however partial, is permitted.
Via Cave, 7/9 25050 Provaglio d'Iseo (Brescia) Italy Tel.: +39.030.9830611
Fax: +39.030.9839207-208 Internet:www.omfb.it e-mail:contatti@omfb.it

COMPANY WITH QUALITY SYSTEM CERTIFIED BY DNV GL = ISO 9001:2015 =

Dati Tecnici
Technical data

Tipo pompa *Pump type*	Pressione massima *Max. Pressure* bar	Cilindrata *Displacement* **Completa** / *Full* cm³/ciclo	**Tiro** / *Pull* cm³/ciclo	**Spinta** / *Push* cm³/ciclo	Peso *Weight* Kg
FULCRO 12	350	12	6,1	5,9	2,9
FULCRO 25	300	25	13,4	11,6	2,8
FULCRO 45	270	45	23,7	21,3	3,2

Fluido idraulico *Fluid*	Minerale o sintetico compatibile con guarnizioni: *Mineral or synthetic compatible with the following seals:* NBR, FKM, FPM, Nylon				
Viscosità cinematica consigliata *Kinematic viscosity suggested*	T media ambiente (°C) *Average ambient temp. (°C)*	< -10	-10÷10	10÷35	> 35
	VG (cSt = mm²/s)	22	32	46	68
Temperatura di utilizzo *Working temperature*			-15° +110°C		

Kit di guarnizioni
Seal kit

FULCRO 12	FULCRO 25	FULCRO 45
106-900-00551	106-900-00604	106-900-00659

106-000-00032 PIA.APP.GRP.PMP. PMS-PMI
MOUNTING PLATE FOR TANK PMS-PMI

106-000-00078 AST. CON IMP.PMS/PMI L.600 MM 35x15
LEVER FOR PMS/PMI L. 600 MM 35x15

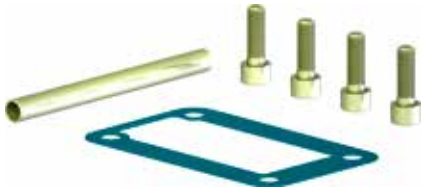

106-960-00700 KIT MONTAGGIO POMPE PMS/PMI
MOUNTING KIT FOR PUMPS PMS/PMI

Sforzo in fase di pompaggio con leva standard
Load while pumping with standard lever

FULCRO 12

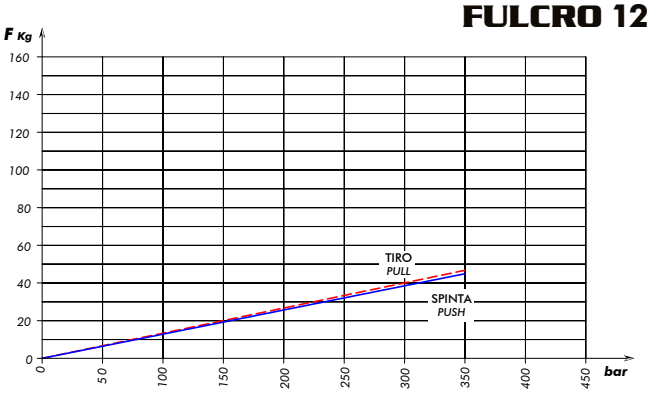

FULCRO 25

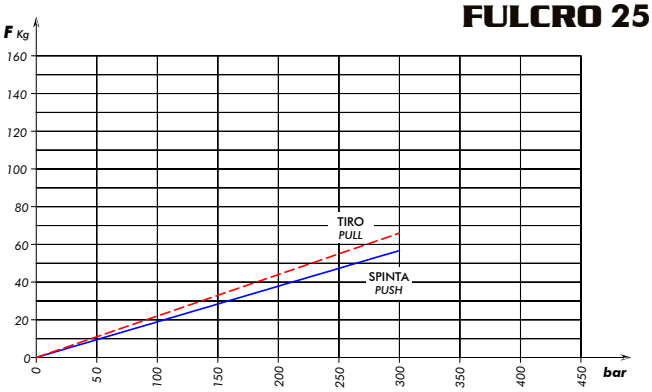

FULCRO 45

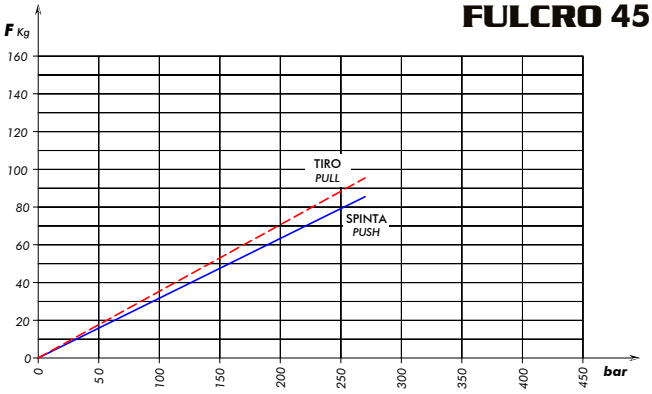

Codice fascicolo: 997-400-10610
Data: Venerdì 3 novembre 2017
Codice foglio:997-106-00710 Rev: AP

COMPANY WITH QUALITY SYSTEM CERTIFIED BY DNV GL = ISO 9001:2015 =

O.M.F.B. S.p.A. Hydraulic Components
We reserve the right to make any changes without notice.
Edition 2004.05 No reproduction, however partial, is permitted.
Via Cave, 7/9 25050 Provaglio d'Iseo (Brescia) Italy Tel.: +39.030.9830611
Fax: +39.030.9839207-208 Internet:www.omfb.it e-mail:contatti@omfb.it

OMFB HYDRAULIC COMPONENTS

"FULCRO"

POMPE A MANO CON INVERTITORE DI FLUSSO
HAND PUMPS WITH DIRECTIONAL CONTROL VALVE

CODICE FAMIGLIA / *FAMILY CODE* **106**

SERIE / *SERIES* **PMI 12-25-45 OFFSHORE**

Pompe a mano con azionamento a doppio effetto (la pompa eroga olio sia spingendo che tirando la leva) per impianti a doppio effetto, direttamente flangiabili su serbatoio e con rubinetto di scarico a tenuta conica incorporato. Sono disponibili in tre diverse cilindrate per consentire le più svariate applicazioni e per limitare lo sforzo sulla leva in ogni situazione. **TRATTAMENTO ALTA RESISTENZA ALLA CORROSIONE (700 ore in nebbia salina).**

Double acting hand pumps (the pump delivers oil both pushing and pulling the lever) suitable to operate double acting applications. They can be fitted also onto tank and are equipped with tapered lowering valve.

These hand pumps can have 3 different sizes to perform various applications and to achieve smoother loads on the lever. **HIGH RESISTANCE TREATMENT AGAINST CORROSION (Salt spray test=700 hours).**

	Codice di ordinazione (senza leva) *Order code (without lever)*		
	FULCRO 12	**FULCRO 25**	**FULCRO 45**
Senza Serbatoio *Without Tank*	106-022-00125	106-022-00250	106-022-00456

Ingombro
Overall Dimension

	A	A1	B	D1	D2	E
	mm	mm	mm	°	°	mm
FULCRO 12	143	187	120	18,5	45	35
FULCRO 25	142	193	127	20	45	35
FULCRO 45	141	193	138	20	45	42

Schema Idraulico / *Hydraulic layout*

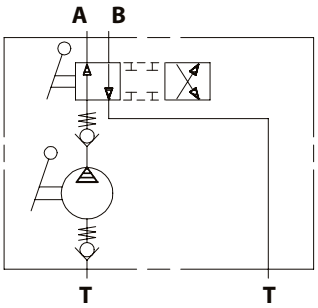

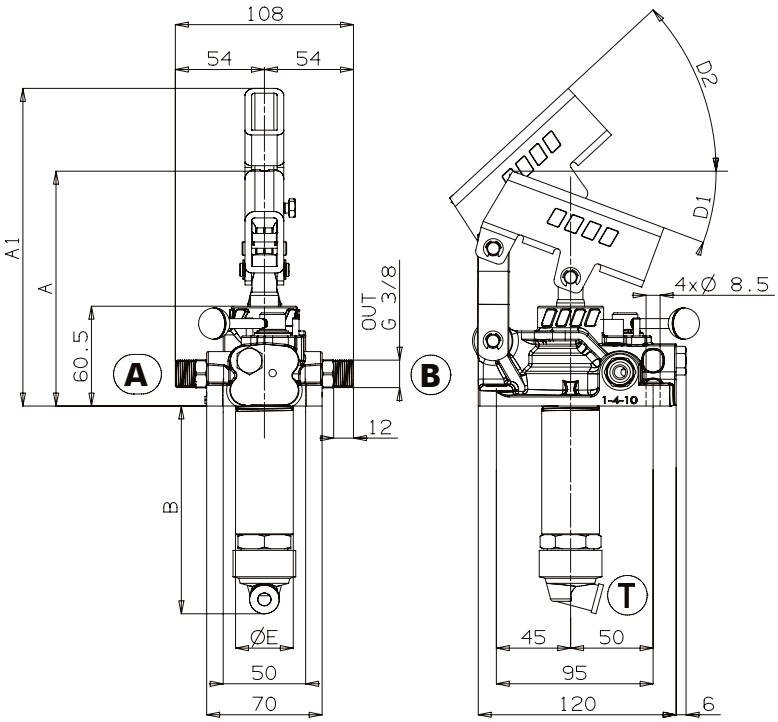

Dati Tecnici / *Technical data*

Tipo pompa *Pump type*	**Pressione massima** *Max. Pressure*	**Cilindrata** *Displacement*			**Peso** *Weight*
		Completa / *Full*	**Tiro** / *Pull*	**Spinta** / *Push*	
	bar	cm³/ciclo	cm³/ciclo	cm³/ciclo	Kg
FULCRO 12	350	12	6,1	5,9	2,9
FULCRO 25	300	25	13,4	11,6	2,8
FULCRO 45	270	45	23,7	21,3	3,2

Codice fascicolo: 997-400-10610
Data: Giovedì 19 marzo 2015
Codice foglio:997-106-00720 Rev: AD

O.M.F.B. S.p.A. Hydraulic Components
Via Cave, 7/9 25050 Provaglio d'Iseo (Brescia) Italy Tel.: +39.030.9830611
Fax: +39.030.9839207-208 Internet:www.omfb.it e-mail:contatti@omfb.it

We reserve the right to make any changes without notice.
Edition 2004.05 No reproduction, however partial, is permitted.

COMPANY WITH QUALITY SYSTEM CERTIFIED BY DNV GL = ISO 9001:2015 =

"FULCRO"

POMPE A MANO CON INVERTITORE DI FLUSSO
HAND PUMPS WITH DIRECTIONAL CONTROL VALVE

CODICE FAMIGLIA / *FAMILY CODE* **106-903**

SERIE / *SERIES* **PMI 12-25-45 BASSE TEMPERATURE LOW TEMPERATURE**

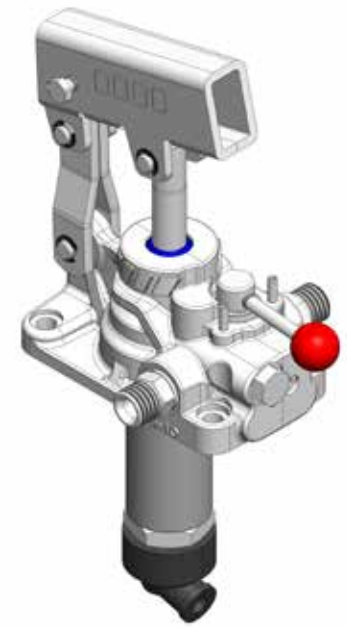

Pompe a mano con azionamento a doppio effetto (la pompa eroga olio sia spingendo che tirando la leva) per impianti a doppio effetto, direttamente flangiabili su serbatoio e con rubinetto di scarico a tenuta conica incorporato. Sono disponibili in tre diverse cilindrate per consentire le più svariate applicazioni e per limitare lo sforzo sulla leva in ogni situazione. **BASSE TEMPERATURE -40°C.**
Double acting hand pumps (the pump delivers oil both pushing and pulling the lever) suitable to operate double acting applications. They can be fitted also onto tank and are equipped with tapered lowering valve. These hand pumps can have 3 different sizes to perform various applications and to achieve smoother loads on the lever. **LOW TEMPERATURE -40°C.**

	Codice di ordinazione (senza leva) / *Order code (without lever)*		
	FULCRO 12	**FULCRO 25**	**FULCRO 45**
Senza Serbatoio *Without Tank*	106-903-17157	106-903-07177	106-903-07266
Kit guarnizioni *Seal kit*	106-900-10040	106-900-10022	106-900-10059

Fluido idraulico / *Fluid*	Minerale o sintetico compatibile con guarnizioni: *Mineral or synthetic compatible with the following seals:* NBR, FKM, FPM, Nylon				
Viscosità cinematica consigliata *Kinematic viscosity suggested*	T media ambiente (°C) / *Average ambient temp. (°C)*	< -10	-10÷10	10÷35	> 35
	VG (cSt = mm²/s)	22	32	46	68
Temperatura di utilizzo / *Working temperature*			-40° +100°C		

Ingombro / *Overall Dimension*

	A	A1	B	D1	D2	E
	mm	mm	mm	°	°	mm
FULCRO 12	143	187	120	18,5	45	35
FULCRO 25	142	193	127	20	45	35
FULCRO 45	141	193	138	20	45	42

Schema Idraulico / *Hydraulic layout*

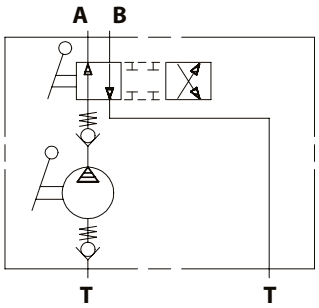

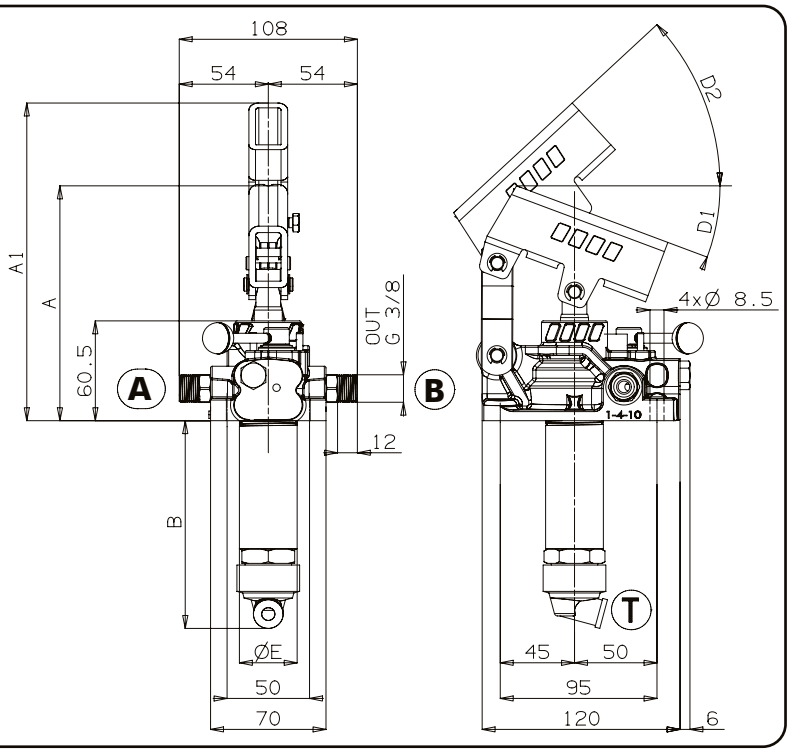

Dati Tecnici / *Technical data*

Tipo pompa *Pump type*	**Pressione massima** *Max. Pressure* bar	**Cilindrata** / *Displacement*			**Peso** *Weight* Kg
		Completa / *Full* cm³/ciclo	**Tiro** / *Pull* cm³/ciclo	**Spinta** / *Push* cm³/ciclo	
FULCRO 12	350	12	6,1	5,9	2,9
FULCRO 25	300	25	13,4	11,6	2,8
FULCRO 45	270	45	23,7	21,3	3,2

Codice fascicolo: 997-400-10610
Data: Venerdì 3 novembre 2017
Codice foglio:997-106-90330 Rev: AB

O.M.F.B. S.p.A. Hydraulic Components
We reserve the right to make any changes without notice.
Edition 2004.05 No reproduction, however partial, is permitted.
Via Cave, 7/9 25050 Provaglio d'Iseo (Brescia) Italy Tel.: +39.030.9830611
Fax: +39.030.9839207-208 Internet:www.omfb.it e-mail:contatti@omfb.it

COMPANY WITH QUALITY SYSTEM CERTIFIED BY DNV GL = ISO 9001:2015 =

"FULCRO"

POMPE A MANO CON VALVOLA DI MASSIMA E INVERTITORE DI FLUSSO
HAND PUMPS WITH RELIEF VALVE AND DIRECTIONAL CONTROL VALVE

CODICE FAMIGLIA / *FAMILY CODE* **106**

SERIE / *SERIES* **PMI+VS 12-25-45**

Codice fascicolo: 997-400-10610
Data: Venerdì 3 novembre 2017
Codice foglio:997-106-01310 Rev: AQ

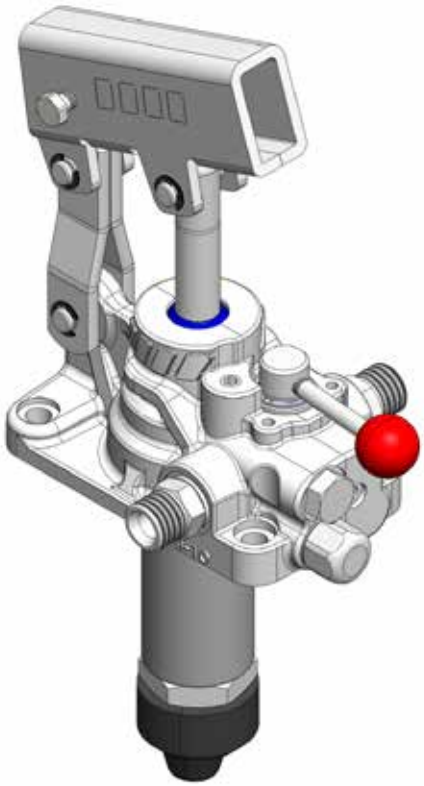

Pompe a mano con azionamento a doppio effetto (la pompa eroga olio sia spingendo che tirando la leva) per impianti a doppio effetto, direttamente flangiabili su serbatoio e con rubinetto di scarico a tenuta conica incorporato.
Sono disponibili in tre diverse cilindrate per consentire le più svariate applicazioni e per limitare lo sforzo sulla leva in ogni situazione. Hanno il corpo in ghisa con trattamento di zincatura+sigillatura e lo stelo nichelato.

Double acting hand pumps (the pump delivers oil both pushing and pulling the lever) suitable to operate double acting applications. They can be fitted also onto tank and are equipped with tapered lowering valve.
These hand pumps can have 3 different sizes to perform various applications and to achieve smoother loads on the lever. They are available with nodular cast-iron body zinc plating+sealed and nickel-plated spool.

Codice di ordinazione (senza leva)
Order code (without lever)

		FULCRO 12	FULCRO 25	FULCRO 45
Senza Serbatoio *Without Tank*		106-021-00019	106-013-00019	106-013-00028
Con serbatoi *With Tank* **Litri** / *Litres* — **Plastica** / *Plastic*	**1**	106-020-00010	106-011-00011	106-012-00065
	2	106-020-00029	106-011-00020	106-012-00056
	3	106-020-00038	106-011-00039	106-012-00010
	4	106-020-00042	106-011-00043	106-012-00074
	5	106-020-00047	106-011-00048	106-012-00029
	7	106-020-00056	106-011-00057	106-012-00038
	10	106-020-00065	106-011-00066	106-012-00047

Ingombro
Overall Dimension

	A	A1	B	D1	D2	E
	mm	mm	mm	°	°	mm
FULCRO 12	143	187	120	18,5	45	35
FULCRO 25	142	193	127	20	45	35
FULCRO 45	141	193	138	20	45	42

Schema Idraulico / *Hydraulic layout*

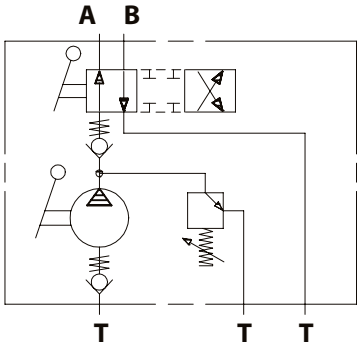

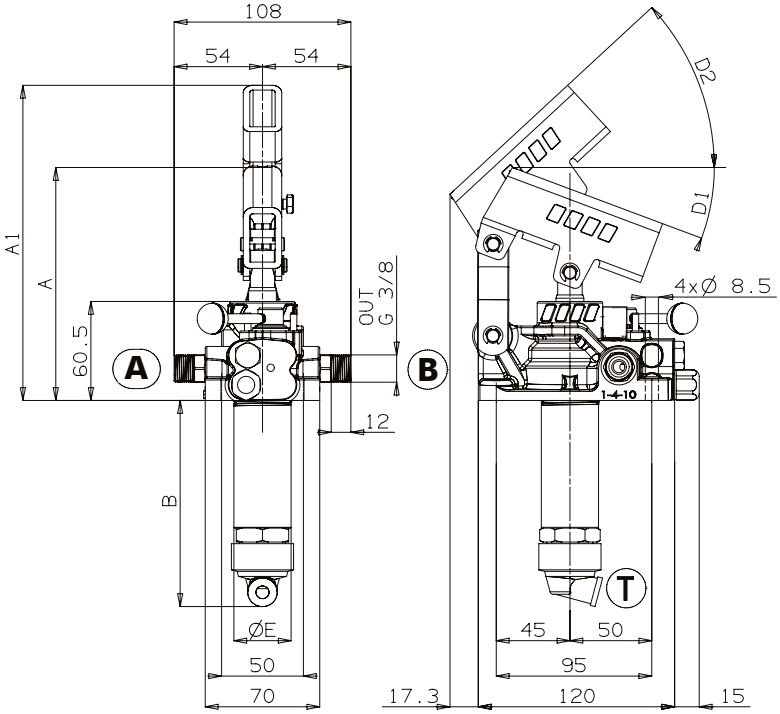

O.M.F.B. S.p.A. Hydraulic Components
We reserve the right to make any changes without notice.
Edition 2004.05 No reproduction, however partial, is permitted.
Via Cave, 7/9 25050 Provaglio d'Iseo (Brescia) Italy Tel.: +39.030.9830611
Fax: +39.030.9839207-208 Internet:www.omfb.it e-mail:contatti@omfb.it

COMPANY WITH QUALITY SYSTEM CERTIFIED BY DNV GL = ISO 9001:2015 =

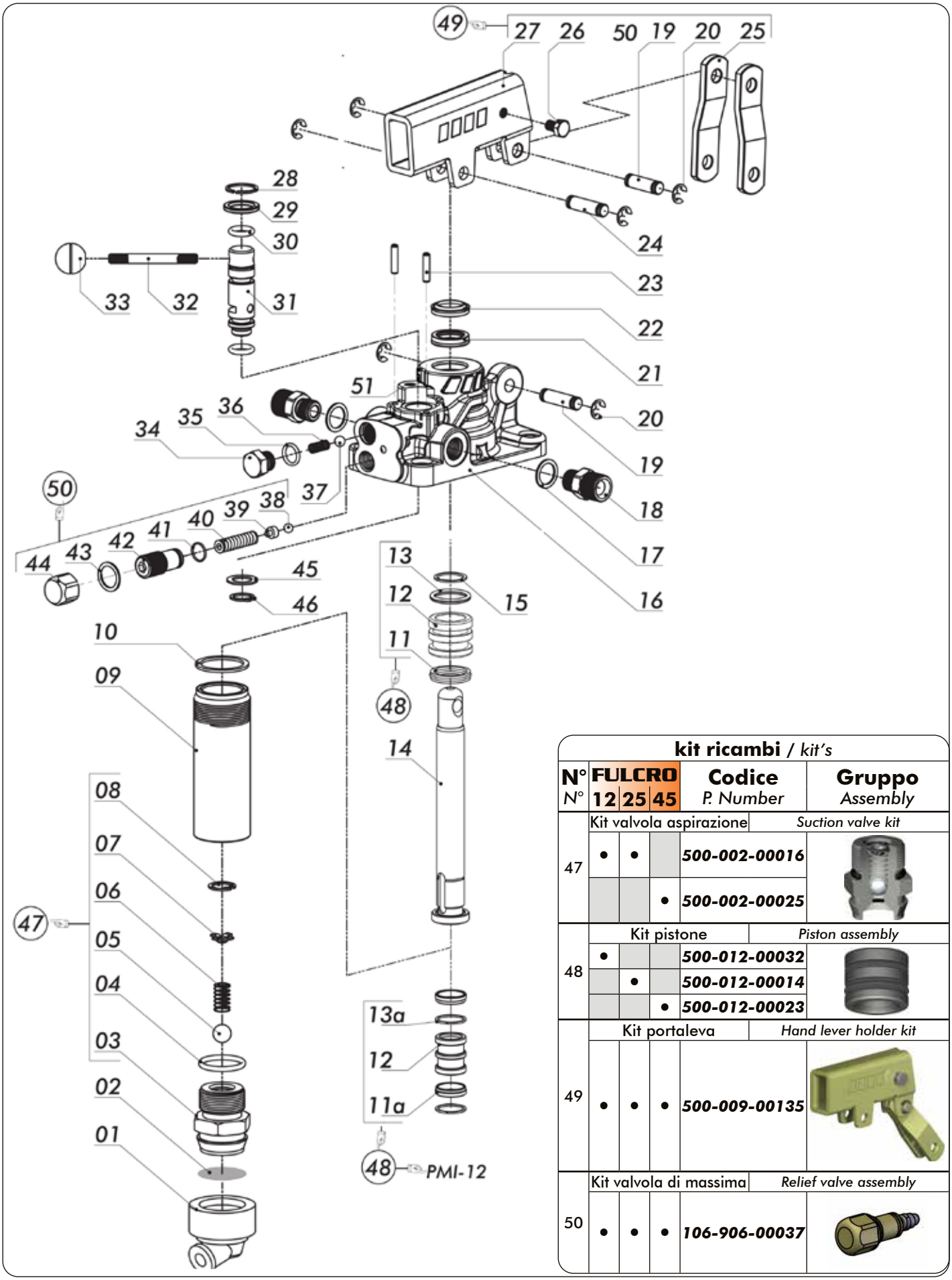

kit ricambi / *kit's*

N° N°	FULCRO 12	25	45	Codice P. Number	Gruppo Assembly
47	Kit valvola aspirazione				*Suction valve kit*
	•	•		**500-002-00016**	
			•	**500-002-00025**	
48	Kit pistone				*Piston assembly*
	•			**500-012-00032**	
		•		**500-012-00014**	
			•	**500-012-00023**	
49	Kit portaleva				*Hand lever holder kit*
	•	•	•	**500-009-00135**	
50	Kit valvola di massima				*Relief valve assembly*
	•	•	•	**106-906-00037**	

Codice fascicolo: 997-400-10610
Data: Venerdì 3 novembre 2017
Codice foglio:997-106-01310 Rev: AQ

COMPANY WITH QUALITY SYSTEM CERTIFIED BY DNV GL = ISO 9001:2015 =

O.M.F.B. S.p.A. Hydraulic Components
We reserve the right to make any changes without notice.
Edition 2004.05 No reproduction, however partial, is permitted.
Via Cave, 7/9 25050 Provaglio d'Iseo (Brescia) Italy Tel.: +39.030.9830611
Fax: +39.030.9839207-208 Internet:www.omfb.it e-mail:contatti@omfb.it

OMFB HYDRAULIC COMPONENTS

SCHEMA RICAMBIO POMPE A MANO **FULCRO** SERIE PMI+VS
FULCRO *HAND PUMP PMI+VS SERIES SPARE PARTS*

"FULCRO"

N°	FULCRO 12	FULCRO 25	FULCRO 45	Codice *P. Number*	Descrizione	*Description*	Q.
1	•	•	•	*506-000-00392*	Guarnizione portafiltro	*Suction cap*	1
2	•	•	•	*550-001-00012*	Filtro acciaio rotondo	*Steel strainer*	1
3	•	•		*540-005-00019*	Corpo valvola di aspirazione	*Suction valve casing*	1
			•	*540-005-00037*			
4	•	•		*506-002-00201*	Guarnizione OR	*O-ring*	1
			•	*506-003-00095*			
5	•	•	•	*510-009-00116*	Sfera tenuta	*Ball*	1
6	•	•	•	*512-005-00689*	Molla valvola di aspirazione	*Spring for suction valve*	1
7	•	•	•	*550-001-00101*	Guidamolla	*Spring-guide*	1
8	•	•	•	*501-001-00113*	Anello elastico	*Circlip*	1
9	•			*537-002-00037*	Cilindro acciaio	*Steel stem*	1
		•		*537-002-00019*			
			•	*537-002-00028*			
10	•	•		*116-009-01255*	Rondella tenuta cilindro	*Washer*	1
			•	*116-009-01308*			
11a	•			*506-000-00516*	Guarnizione speciale	*Special gasket*	2
11		•		*506-000-00258*	Guarnizione speciale	*Special gasket*	1
			•	*506-000-00267*			
12	•			*532-002-00082*	Pistone	*Piston*	1
		•		*532-002-00028*			
			•	*532-002-00037*			
13a	•			*550-004-00046*	Anello antiestrusore	*Locking ring*	2
13		•		*506-002-00158*	Guarnizione OR	*O-ring*	1
			•	*506-002-00229*			
14	•			*535-001-00121*	Stelo	*Piston rod*	1
		•		*535-001-00069*			
			•	*535-001-00078*			
15	•			*501-011-00086*	Anello elastico	*Circlip*	1
		•		*501-011-00111*			
			•	*501-011-00148*			
16	•			*517-001-00503*	Corpo pompa a mano	*Hand pump housing*	1
		•		*517-001-00521*			
			•	*517-001-00549*			
17	•	•	•	*116-009-00158*	Rondella utilizzi	*Washer*	2
18	•	•	•	*116-006-00259*	Nipplo utilizzi	*Pressure nipple*	2
19	•	•	•	*526-001-00095*	Spinotto lunghezza 26mm	*Gudgeon Pin 26mm*	2
20	•	•	•	*501-015-00028*	Anello elastico	*Circlip*	6
21	•			*506-000-01926*	Guarnizione a labbro	*Lip seal*	1
		•		*506-000-01935*			
			•	*506-000-01944*			
22	•			*506-000-02729*	Guarnizione raschiapolvere	*Wiper seal*	1
		•		*506-000-02701*			
			•	*506-000-02738*			
23	•	•	•	*501-004-00058*	Spina elastica	*Spring pins*	2
24	•	•	•	*526-001-00086*	Spinotto	*Gudgeon Pin*	1
25	•	•	•	*538-001-00081*	Biella	*Brackets*	2
26	•	•	•	*502-002-00012*	Vite blocco leva	*Locking lever screw*	1
27	•	•	•	*539-001-00212*	Portaleva	*Lever holder*	1
28	•	•	•	*501-011-00102*	Anello elastico	*Circlip*	1
29	•	•	•	*506-000-00963*	Guarnizione protezione stelo	*Seal*	2
30	•	•	•	*506-002-00041*	Guarnizione OR	*O-ring*	1
31	•	•	•	*536-001-00030*	Stelo invertitore	*Diverter rod*	1
32	•	•	•	*539-004-00031*	Leva per invertitore	*Directional control lever*	1
33	•	•	•	*509-001-00073*	Pomello rosso	*Red knob*	1
34	•	•	•	*540-003-00360*	Tappo valvola di ritegno	*Non-return valve cover*	1
35	•	•	•	*506-019-10200*	Guarnizione OR	*O-ring*	1
36	•	•	•	*512-005-01428*	Molla valvola di ritegno	*Non-return valve spring*	1
37	•	•	•	*510-009-00054*	Sfera tenuta di ritegno	*Non-return ball*	2
38	•	•	•	*510-009-00045*	Sfera tenuta valvola di massima	*Relief valve ball*	1
39	•	•	•	*542-001-00073*	Pistone guidamolla	*Guide-spring pin*	1
40	•	•	•	*512-005-00312*	Molla valvola di massima	*Relief valve spring*	1
41	•	•	•	*506-019-10102*	Guarnizione OR	*O-ring*	1
42	•	•	•	*504-000-00458*	Grano registro valvola di massima	*Setting screw for relief valve*	1
43	•	•	•	*116-009-00201*	Rondella tenuta valvola di massima	*Washer*	1
44	•	•	•	*540-006-00116*	Tappo chiusura valvola di massima	*Relief valve cover*	1
45	•	•	•	*530-001-00489*	Distanziale	*Spacer*	1
46	•	•	•	*501-002-00103*	Anello elastico	*Circlip*	1
51	•	•	•	*504-010-00018*	Grano conico 1/16" NPTF	*Conical plug 1/16" NPTF*	1

Codice fascicolo: 997-400-10610
Data: Venerdì 3 novembre 2017
Codice foglio:997-106-01310 Rev: AQ

O.M.F.B. S.p.A. Hydraulic Components
We reserve the right to make any changes without notice.
Edition 2004.05 No reproduction, however partial, is permitted.
Via Cave, 7/9 25050 Provaglio d'Iseo (Brescia) Italy Tel.: +39.030.9830611
Fax: +39.030.9839207-208 Internet:www.omfb.it e-mail:contatti@omfb.it

COMPANY WITH QUALITY SYSTEM CERTIFIED BY DNV GL = ISO 9001:2015 =

Dati Tecnici
Technical data

Tipo pompa *Pump type*	Taratura standard *Standard pressure setting* bar	Taratura massima *Max. pressure setting* bar	Cilindrata *Displacement* Completa / *Full* cm³	Tiro / *Pull* cm³	Spinta / *Push* cm³	Peso *Weight* Kg
FULCRO 12	160	300	12	6,1	5,9	2,9
FULCRO 25	160	300	25	13,4	11,6	2,9
FULCRO 45	160	270	45	23,7	21,3	3,2

Fluido idraulico *Fluid*	Minerale o sintetico compatibile con guarnizioni: *Mineral or synthetic compatible with the following seals:* NBR, FKM, FPM, Nylon				
Viscosità cinematica consigliata *Kinematic viscosity suggested*	T media ambiente (°C) *Average ambient temp. (°C)*	< -10	-10÷10	10÷35	> 35
	VG (cSt = mm²/s)	22	32	46	68
Temperatura di utilizzo *Working temperature*			-15° +110°C		

Kit di guarnizioni
Seal kit

FULCRO 12	FULCRO 25	FULCRO 45
106-900-00551	106-900-00604	106-900-00659

106-000-00032 PIA.APP.GRP.PMP. PMS-PMI
MOUNTING PLATE FOR TANK PMS-PMI

106-000-00078 AST. CON IMP.PMS/PMI L.600 MM 35x15
LEVER FOR PMS/PMI L. 600 MM 35x15

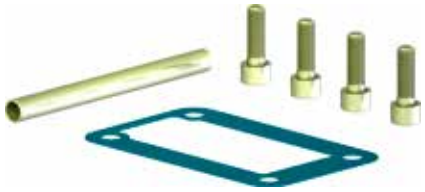

106-960-00700 KIT MONTAGGIO POMPE PMS/PMI
MOUNTING KIT FOR PUMPS PMS/PMI

Sforzo in fase di pompaggio con leva standard
Load while pumping with standard lever

FULCRO 12

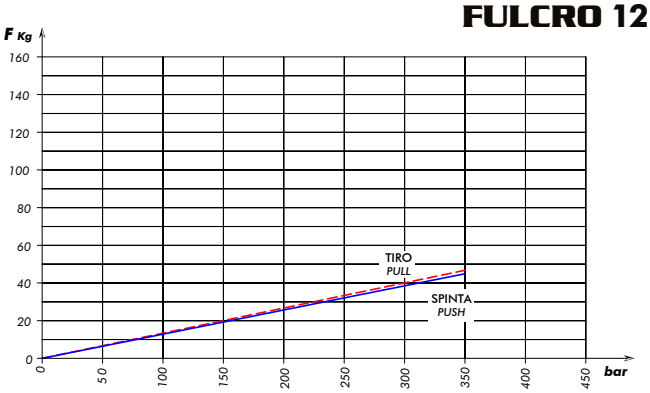

FULCRO 25

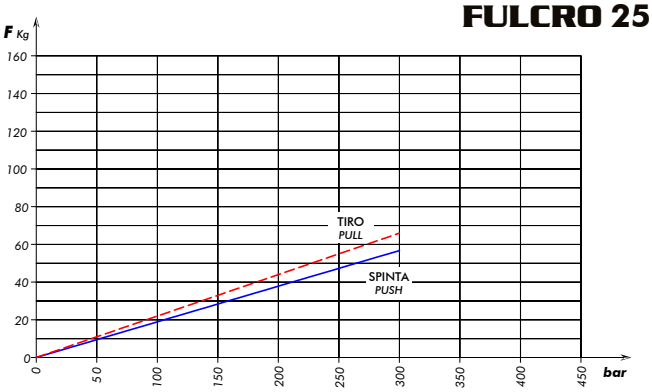

FULCRO 45

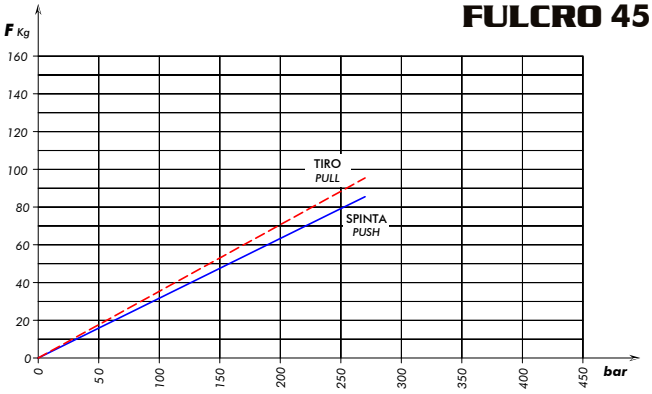

Codice fascicolo: 997-400-10610
Data: Venerdì 3 novembre 2017
Codice foglio:997-106-01310 Rev: AQ

COMPANY WITH QUALITY SYSTEM CERTIFIED BY DNV GL = ISO 9001:2015 =

O.M.F.B. S.p.A. Hydraulic Components
We reserve the right to make any changes without notice.
Edition 2004.05 No reproduction, however partial, is permitted.
Via Cave, 7/9 25050 Provaglio d'Iseo (Brescia) Italy Tel.: +39.030.9830611
Fax: +39.030.9839207-208 Internet:www.omfb.it e-mail:contatti@omfb.it

OMFB HYDRAULIC COMPONENTS

"FULCRO"

POMPE A MANO CON VALVOLA DI MASSIMA E INVERTITORE DI FLUSSO
HAND PUMPS WITH RELIEF VALVE AND DIRECTIONAL CONTROL VALVE

CODICE FAMIGLIA
FAMILY CODE
106

SERIE
SERIES
PMI+VS 12-25-45 OFFSHORE

Pompe a mano con azionamento a doppio effetto (la pompa eroga olio sia spingendo che tirando la leva) per impianti a doppio effetto, direttamente flangiabili su serbatoio e con rubinetto di scarico a tenuta conica incorporato. Sono disponibili in tre diverse cilindrate per consentire le più svariate applicazioni e per limitare lo sforzo sulla leva in ogni situazione. **TRATTAMENTO ALTA RESISTENZA ALLA CORROSIONE (700 ore in nebbia salina).**
Double acting hand pumps (the pump delivers oil both pushing and pulling the lever) suitable to operate double acting applications. They can be fitted also onto tank and are equipped with tapered lowering valve.
These hand pumps can have 3 different sizes to perform various applications and to achieve smoother loads on the lever. **HIGH RESISTANCE TREATMENT AGAINST CORROSION (Salt spray test=700 hours).**

	Codice di ordinazione (senza leva) *Order code (without lever)*		
	FULCRO 12	**FULCRO 25**	**FULCRO 45**
Senza Serbatoio *Without Tank*	106-022-01124	106-022-01259	106-022-01455

Ingombro
Overall Dimension

	A	A1	B	D1	D2	E
	mm	mm	mm	°	°	mm
FULCRO 12	143	187	120	18,5	45	35
FULCRO 25	142	193	127	20	45	35
FULCRO 45	141	193	138	20	45	42

Schema Idraulico
Hydraulic layout

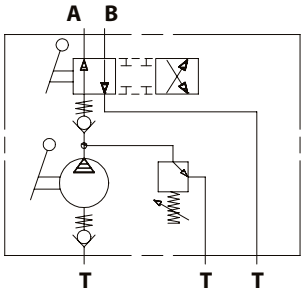

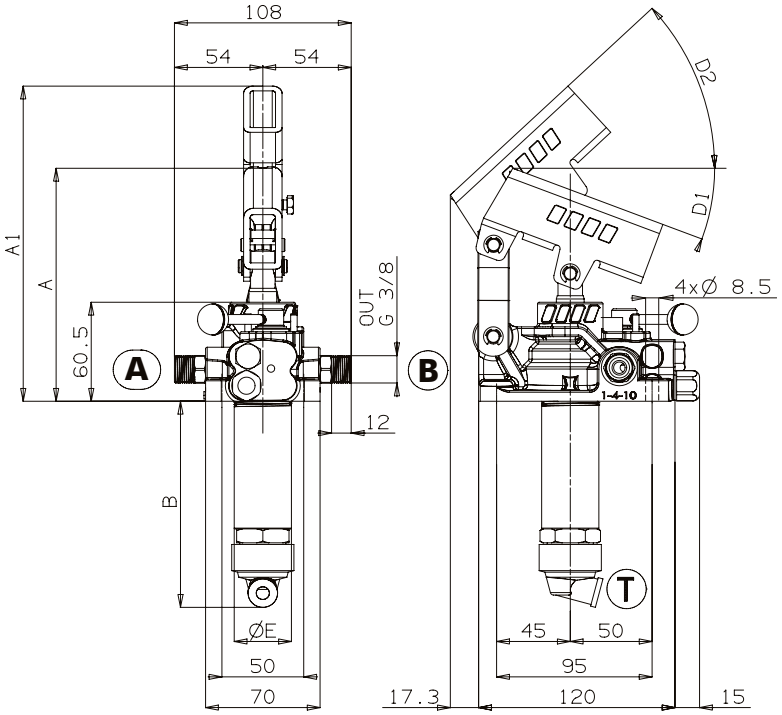

Dati Tecnici / *Technical data*

Tipo pompa *Pump type*	**Taratura standard** *Standard pressure setting*	**Taratura massima** *Max. pressure setting*	**Cilindrata** *Displacement*			**Peso** *Weight*
			Completa / *Full*	**Tiro** / *Pull*	**Spinta** / *Push*	
	bar	bar	cm^3	cm^3	cm^3	Kg
FULCRO 12	160	300	12	6,1	5,9	2,9
FULCRO 25	160	300	25	13,4	11,6	2,9
FULCRO 45	160	270	45	23,7	21,3	3,2

Codice fascicolo: 997-400-10610
Data: Giovedì 19 marzo 2015
Codice foglio:997-106-01320 Rev: AD

O.M.F.B. S.p.A. Hydraulic Components
Via Cave, 7/9 25050 Provaglio d'Iseo (Brescia) Italy Tel.: +39.030.9830611
Fax: +39.030.9839207-208 Internet:www.omfb.it e-mail:contatti@omfb.it

We reserve the right to make any changes without notice.
Edition 2004.05 No reproduction, however partial, is permitted.

COMPANY WITH QUALITY SYSTEM CERTIFIED BY DNV GL = ISO 9001:2015 =

"FULCRO"

POMPE A MANO CON VALVOLA DI MASSIMA E INVERTITORE DI FLUSSO
HAND PUMPS WITH RELIEF VALVE AND DIRECTIONAL CONTROL VALVE

CODICE FAMIGLIA / FAMILY CODE **106-903**

SERIE / SERIES **PMI+VS 12-25-45 BASSE TEMPERATURE LOW TEMPERATURE**

Codice fascicolo: 997-400-10610

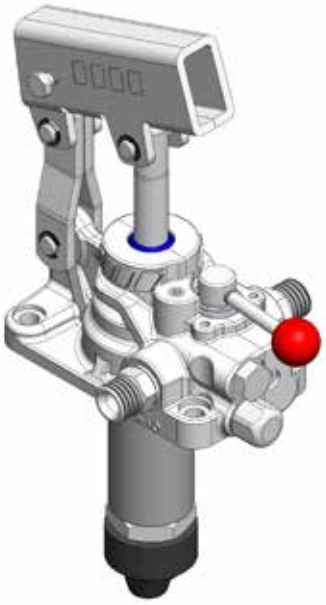

Pompe a mano con azionamento a doppio effetto (la pompa eroga olio sia spingendo che tirando la leva) per impianti a doppio effetto, direttamente flangiabili su serbatoio e con rubinetto di scarico a tenuta conica incorporato. Sono disponibili in tre diverse cilindrate per consentire le più svariate applicazioni e per limitare lo sforzo sulla leva in ogni situazione. **BASSE TEMPERATURE -40°C.**

Double acting hand pumps (the pump delivers oil both pushing and pulling the lever) suitable to operate double acting applications. They can be fitted also onto tank and are equipped with tapered lowering valve.These hand pumps can have 3 different sizes to perform various applications and to achieve smoother loads on the lever. **LOW TEMPERATURE -40°C.**

	Codice di ordinazione (senza leva) / *Order code (without lever)*		
	FULCRO 12	**FULCRO 25**	**FULCRO 45**
Senza Serbatoio *Without Tank*	106-903-21197	106-903-13197	106-903-13286
Kit guarnizioni *Seal kit*	106-900-10111	106-900-10120	106-900-10139

Fluido idraulico / *Fluid*	Minerale o sintetico compatibile con guarnizioni: *Mineral or synthetic compatible with the following seals:* NBR, FKM, FPM, Nylon				
Viscosità cinematica consigliata *Kinematic viscosity suggested*	T media ambiente (°C) / *Average ambient temp. (°C)*	< -10	-10÷10	10÷35	> 35
	VG (cSt = mm²/s)	22	32	46	68
Temperatura di utilizzo / *Working temperature*			-40° +100°C		

Data: Venerdì 3 novembre 2017

Ingombro / *Overall Dimension*

	A	A1	B	D1	D2	E
	mm	mm	mm	°	°	mm
FULCRO 12	143	187	120	18,5	45	35
FULCRO 25	142	193	127	20	45	35
FULCRO 45	141	193	138	20	45	42

Schema Idraulico / *Hydraulic layout*

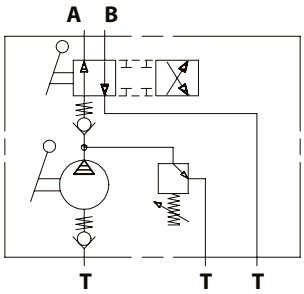

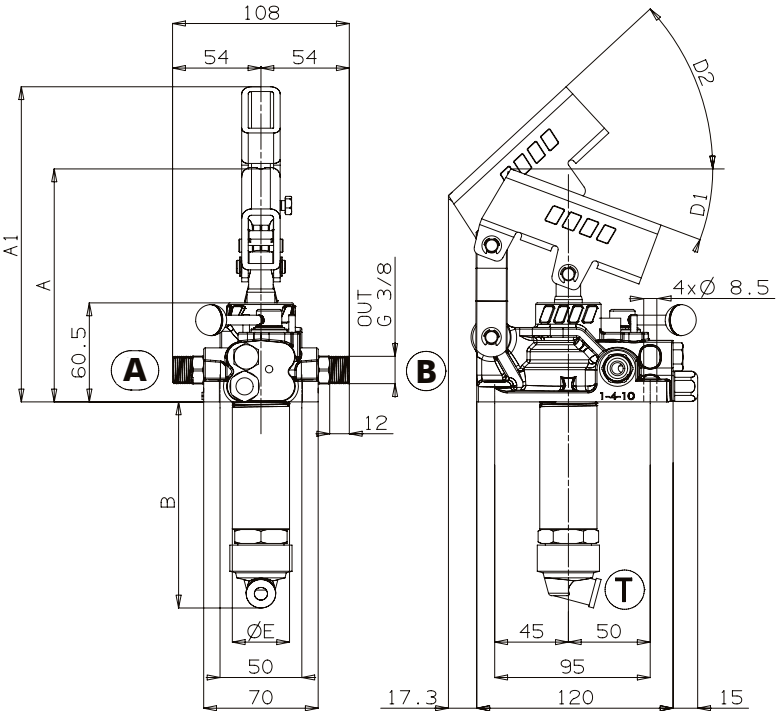

Codice foglio:997-106-90340 Rev: AB

Dati Tecnici / *Technical data*

Tipo pompa *Pump type*	**Taratura standard** *Standard pressure setting* bar	**Taratura massima** *Max. pressure setting* bar	**Cilindrata** / *Displacement*			**Peso** *Weight* Kg
			Completa / *Full* cm³	**Tiro** / *Pull* cm³	**Spinta** / *Push* cm³	
FULCRO 12	160	300	12	6,1	5,9	2,9
FULCRO 25	160	300	25	13,4	11,6	2,9
FULCRO 45	160	270	45	23,7	21,3	3,2

O.M.F.B. S.p.A. Hydraulic Components
We reserve the right to make any changes without notice.
Edition 2004.05 No reproduction, however partial, is permitted.
Via Cave, 7/9 25050 Provaglio d'Iseo (Brescia) Italy Tel.: +39.030.9830611
Fax: +39.030.9839207-208 Internet:www.omfb.it e-mail:contatti@omfb.it

COMPANY WITH QUALITY SYSTEM CERTIFIED BY DNV GL = ISO 9001:2015 =

POMPE A MANO A SEMPLICE EFFETTO
SINGLE ACTING HAND PUMPS

CODICE FAMIGLIA
FAMILY CODE
106

SERIE
SERIES
PMSE 10-15

Codice fascicolo: 997-400-10610

Pompe a mano con azionamento a semplice effetto (la pompa eroga olio solo se si spinge la leva), con rubinetto di scarico per impianti a semplice effetto o senza rubinetto per impianti d'emergenza. Sono disponibili in due diverse cilindrate per consentire le più svariate applicazioni e per limitare lo sforzo sulla leva in ogni situazione. Hanno il corpo in ghisa con trattamento di zincatura bianca e lo stelo in acciaio cromato.

Hand pumps with simple effect activation (the pump delivers oil only when you push the lever), wheter with drainage tap for simple effect installations or without tap for emergency installations. Available in two different capacities to allow several applications and to limit the effort on the lever in any situation. The body is in cast-iron with white galvanization and the stem is in chromate steel.

Codice di ordinazione (senza leva)
Order code (without lever)

			PMSE 10	PMSE 15
Senza Serbatoio *Without Tank*			106-036-00030	106-036-00058
Con serbatoi *With Tank* **Litri** / *Litres*	**Plastica** / *Plastic*	**1**	106-030-00027	106-032-00025
		2	106-030-00045	106-032-00043
		3	106-030-00063	106-032-00061
		4	106-030-00072	106-032-00070
		5	106-030-00081	106-032-00089
		7	106-030-00090	106-032-00098
		10	106-030-00107	106-032-00105

Data: Mercoledì 30 novembre 2016

Schema Idraulico
Hydraulic layout

CON RUBINETTO / *WITH VALVE*

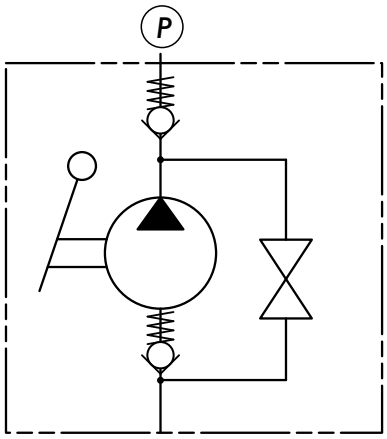

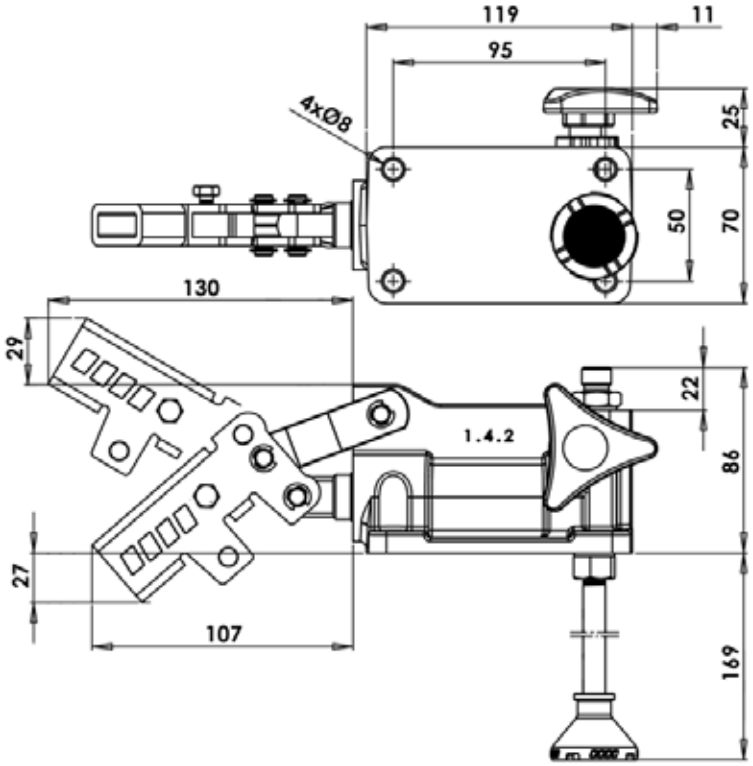

Codice foglio:997-106-01510 Rev: AF

O.M.F.B. S.p.A. Hydraulic Components
We reserve the right to make any changes without notice.
Edition 2004.05 No reproduction, however partial, is permitted.
Via Cave, 7/9 25050 Provaglio d'Iseo (Brescia) Italy Tel.: +39.030.9830611
Fax: +39.030.9839207-208 Internet:www.omfb.it e-mail:contatti@omfb.it

COMPANY WITH QUALITY SYSTEM CERTIFIED BY DNV GL = ISO 9001:2015 =

Dati Tecnici
Technical data

Tipo pompa *Pump type*	Pressione massima *Max. Pressure* bar	Cilindrata *Displacement*	Peso *Weight* Kg
PMSE 10	350	10	
PMSE 15	300	15	

Fluido idraulico *Fluid*	Minerale o sintetico compatibile con guarnizioni: *Mineral or synthetic compatible with the following seals:* NBR, FKM, FPM, Nylon				
Viscosità cinematica consigliata *Kinematic viscosity suggested*	T media ambiente (°C) *Average ambient temp. (°C)*	< -10	-10÷10	10÷35	> 35
	VG (cSt = mm²/s)	22	32	46	68
Temperatura di utilizzo *Working temperature*			-15° +110°C		

Kit di guarnizioni
Seal kit

PMSE 10 / PMSE 15

106-900-00104

106-000-00032 — PIA.APP.GRP.PMP. PMS-PMI-PMSE
MOUNTING PLATE FOR TANK PMS-PMI-PMSE

106-000-00176 — AST. CON IMP.PMSE L.500 MM 25x10
LEVER FOR PMSE L. 500 MM 25x10

106-960-00906 — KIT MONTAGGIO POMPE PMSE
MOUNTING KIT FOR PUMPS PMSE

Sforzo in fase di pompaggio con leva standard
Load while pumping with standard lever

PMSE 10

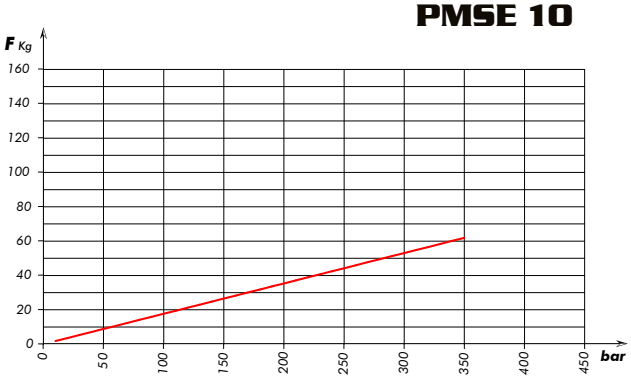

PMSE 15

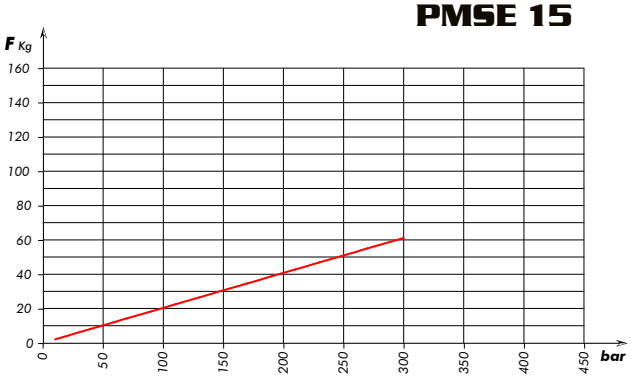

Codice fascicolo: 997-400-10610
Data: Mercoledì 30 novembre 2016
Codice foglio:997-106-01510 Rev: AF

COMPANY WITH QUALITY SYSTEM CERTIFIED BY DNV GL = ISO 9001:2015 =

O.M.F.B. S.p.A. Hydraulic Components
We reserve the right to make any changes without notice.
Edition 2004.05 No reproduction, however partial, is permitted.
Via Cave, 7/9 25050 Provaglio d'Iseo (Brescia) Italy Tel.: +39.030.9830611
Fax: +39.030.9839207-208 Internet:www.omfb.it e-mail:contatti@omfb.it

ALLUMINIO/PLASTICA - *ALUMINIUM/PLASTIC*

1 litro / *1 litre*

2 litri / *2 litres*

3 litri / *3 litres*

4 litri / *4 litres*

5 litri / *5 litres*

7 litri / *7 litres*

10 litri / *10 litres*

CODICE DI ORDINAZIONE *ORDER CODE*	CAPACITÀ *CAPACITY*	DESCRIZIONE *DESCRIPTION*	PESO *WEIGHT*
106-800-00105	1	SRB. CMP. PM S/1/ TANK 1 LT	1,2
106-800-00025	2	SRB. CMP. PM S/2/ TANK 2 LT	1,8
106-800-00034	3	SRB. CMP. PM S/3/ TANK 3 LT	1,9
106-800-00040	4	SRB. CMP. PM S/4/ TANK 4 LT	1,9
106-800-00043	5	SRB. CMP. PM S/5/ TANK 5 LT	2
106-800-00052	7	SRB. CMP. PM S/7/ TANK 7 LT	2,4
106-800-00061	10	SRB. CMP. PM S/10/ TANK 10 LT	2,9

ALLUMINIO - *ALUMINIUM*

1 litro / *1 litre*

2 litri / *2 litres*

3 litri / *3 litres*

5 litri / *5 litres*

10 litri / *10 litres*

CODICE DI ORDINAZIONE *ORDER CODE*	CAPACITÀ *CAPACITY*	DESCRIZIONE *DESCRIPTION*	PESO *WEIGHT*
106-800-00016	1	SRB. CMP. PM S/1/ TANK 1 LT	1,2
106-800-00203	2	SRB. CMP. PM S/2/ TANK 2 LT	1,9
106-800-00301	3	SRB. CMP. PM S/3/ TANK 3 LT	2
106-800-00507	5	SRB. CMP. PM S/5/ TANK 5 LT	2,5
106-800-01006	10	SRB. CMP. PM S/10/ TANK 10 LT	5,2

ACCIAIO - *STEEL*

1 litro / *1 litre*

2 litri / *2 litres*

3 litri / *3 litres*


5 litri / *5 litres*


7 litri / *7 litres*


10 litri / *10 litres*

CODICE DI ORDINAZIONE *ORDER CODE*	CAPACITÀ *CAPACITY*	DESCRIZIONE *DESCRIPTION*	PESO *WEIGHT*
106-800-10014	1	SRB. CMP. PM S/1/ TANK 1 LT	2,1
106-800-10023	2	SRB. CMP. PM S/2/ TANK 2 LT	2,8
106-800-10032	3	SRB. CMP. PM S/3/ TANK 3 LT	3,5
106-800-10050	5	SRB. CMP. PM S/5/ TANK 5 LT	4,6
106-800-10078	7	SRB. CMP. PM S/7/ TANK 7 LT	5,7
106-800-10103	10	SRB. CMP. PM S/10/ TANK 10 LT	7,5

Codice fascicolo: 997-400-10610
Data: Giovedì 14 settembre 2017
Codice foglio:997-106-80010 Rev: AI

O.M.F.B. S.p.A. Hydraulic Components

We reserve the right to make any changes without notice.
Edition 2004.05 No reproduction, however partial, is permitted.

Via Cave, 7/9 25050 Provaglio d'Iseo (Brescia) Italy Tel.: +39.030.9830611
Fax: +39.030.9839207-208 Internet:www.omfb.it e-mail:contatti@omfb.it

COMPANY WITH QUALITY SYSTEM CERTIFIED BY DNV GL = ISO 9001:2015 =

SERBATOIO/*Tank* 1 LITRO/*litre*

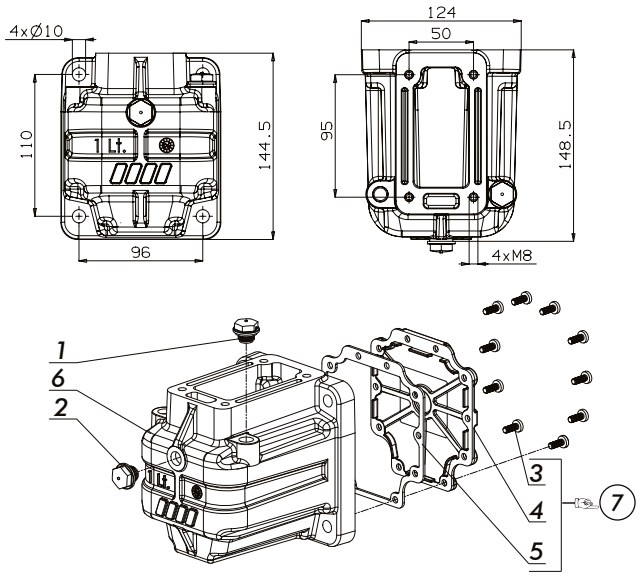

N°	Codice / *P. Number*		Q.
1	*509-005-00131*	Tappo sfiato/*Breather cap 1/4"*	1
2	*509-006-00121*	Tappo livello/*Level cap 1/4"*	1
3	*502-000-00872*	Vite trilobata/*Trefoil screw*	10
4	*509-000-00912*	Coperchio plastica/*Plastic cover*	1
5	*506-000-02158*	Guarnizione/*Gasket*	1
6	*514-003-00105*	Serbatoio/*Tank*	1
KIT RICAMBIO / KIT'S			
7	*106-800-01113*	Coperchio completo plastica *Complete plastic cover*	1

SERBATOI/*Tanks* 2/3/4/5/7/10 LITRI/litres

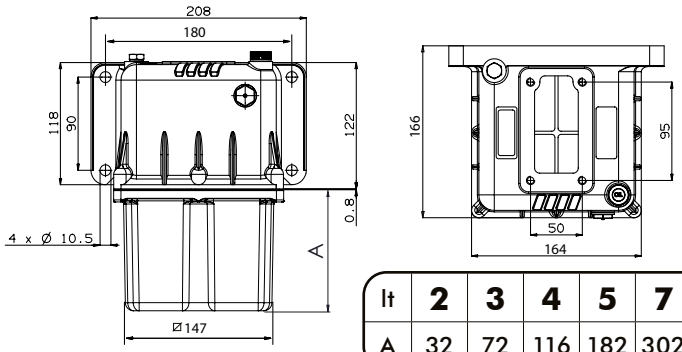

lt	2	3	4	5	7	10
A	32	72	116	182	302	268

Lt 10

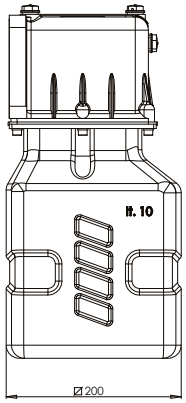

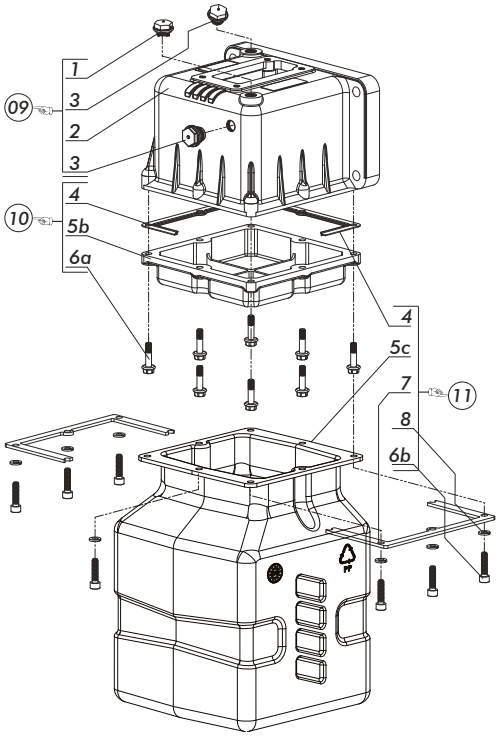

N°	Serbatoio l / *tank* 2	3	4	5	7	10	Codice *P. Number*		Q.
1	•	•	•	•	•	•	*509-005-00131*	Tappo sfiato/*Breather cap 1/4"*	1
2	•	•	•	•	•	•	*514-003-00089*	Serbatoio/*Tank*	1
3	•	•	•	•	•	•	*509-006-00121*	Tappo livello/*Level cap 1/4"*	2
4	•	•	•	•	•		*506-000-00463*	Guarnizione/*Gasket*	1
						•	*506-000-01435*		1
5b	•						*514-008-00020*	Coperchio serbatoio *Tank cover*	1
		•					*514-008-00039*		1
			•				*514-008-00048*		1
				•			*514-008-00057*		1
					•		*514-008-00075*		1
5c						•	*514-009-10107*		1
6a	•	•	•	•	•		*502-002-10207*	Vite/*Screw* TE M6x25	8
6b						•	*502-002-00478*	Vite/*Screw* TCE M6x25	8
7						•	*538-000-00331*	Staffa supporto/ *Mounting brackets*	2
8						•	*501-024-00063*	Rosetta elastica/ *Washer*	8
KIT RICAMBIO / KIT'S									
9	•	•	•	•	•	•	*106-800-01015*	Base per serbatoio/*Base for tank*	
10	•						*106-800-01024*	Coperchio completo serbatoio *Complete tank cover*	
		•					*106-800-01033*		
			•				*106-800-01042*		
				•			*106-800-01051*		
					•		*106-800-01060*		
11						•	*106-800-01097*		

Codice fascicolo: 997-400-10610

Data: Giovedì 14 settembre 2017

Codice foglio:997-106-80010 Rev: AI

COMPANY WITH QUALITY SYSTEM CERTIFIED BY DNV GL = ISO 9001:2015 =

O.M.F.B. S.p.A. Hydraulic Components
We reserve the right to make any changes without notice.
Edition 2004.05 No reproduction, however partial, is permitted.
Via Cave, 7/9 25050 Provaglio d'Iseo (Brescia) Italy Tel.: +39.030.9830611
Fax: +39.030.9839207-208 Internet:www.omfb.it e-mail:contatti@omfb.it

SERBATOIO/*Tank* 1 LITRO/*litre*

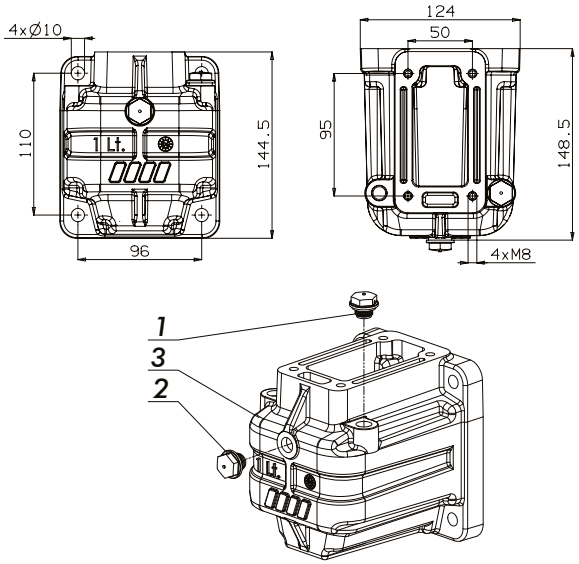

N°	Codice / *P. Number*		Q.
1	*509-005-00131*	Tappo sfiato/*Breather cap 1/4"*	1
2	*509-006-00121*	Tappo livello/*Level cap 1/4"*	1
3	*514-003-00098*	Serbatoio/*Tank*	1

SERBATOI/*Tanks* 2/3/4/5/7/10 LITRI/litres

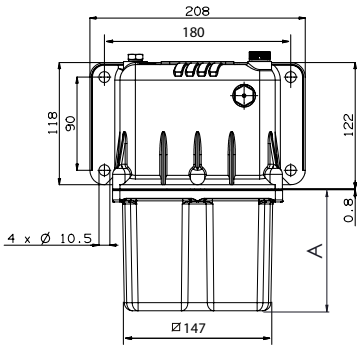

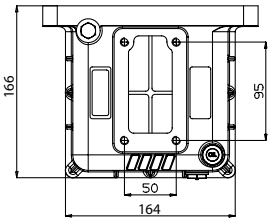

lt	2	3	5	10
A	32	72	182	268

Lt 10

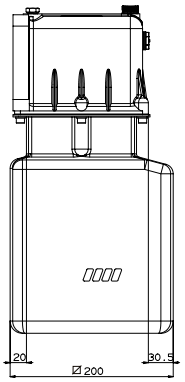

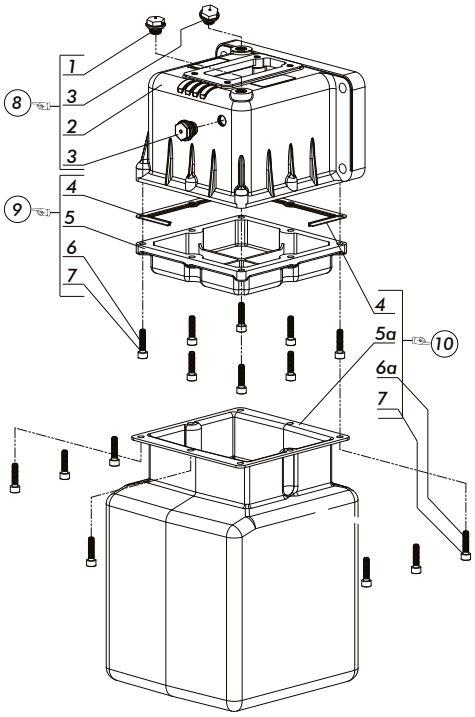

N°	Serbatoio l / *tank* 2	3	5	10	Codice *P. Number*		Q.
1	•	•	•	•	*509-005-00131*	Tappo sfiato/*Breather cap 1/4"*	1
2	•	•	•	•	*514-003-00089*	Serbatoio/*Tank*	1
3	•	•	•	•	*509-006-00121*	Tappo livello/*Level cap 1/4"*	2
4	•	•	•	•	*507-003-00431*	Guarnizione/*Gasket*	1
5	•				*514-005-00069*	Coperchio serbatoio *Tank cover*	1
		•			*514-005-00078*		1
			•		*514-005-00087*		1
5a				•	*514-005-00050*		1
6	•	•	•		*502-002-00441*	Vite/*Screw* TCE M6x18	8
6a				•	*502-002-00478*	Vite/*Screw* TCE M6x25	8
7	•	•	•	•	*501-018-00052*	Rosetta elastica/*Washer*	8
KIT RICAMBIO / KIT'S							
8	•	•	•	•	*106-800-01015*	Base per serbatoio/*Base for tank*	
9	•				*106-800-02023*	Coperchio completo serbatoio *Complete tank cover*	
		•			*106-800-02032*		
			•		*106-800-02050*		
10				•	*106-800-02103*		

O.M.F.B. S.p.A. Hydraulic Components
We reserve the right to make any changes without notice.
Edition 2004.05 No reproduction, however partial, is permitted.
Via Cave, 7/9 25050 Provaglio d'Iseo (Brescia) Italy Tel.: +39.030.9830611
Fax: +39.030.9839207-208 Internet:www.omfb.it e-mail:contatti@omfb.it

COMPANY WITH
QUALITY SYSTEM
CERTIFIED BY DNV GL
= ISO 9001:2015 =

Codice fascicolo: 997-400-10610
Data: Giovedì 14 settembre 2017
Codice foglio:997-106-80010 Rev: AI

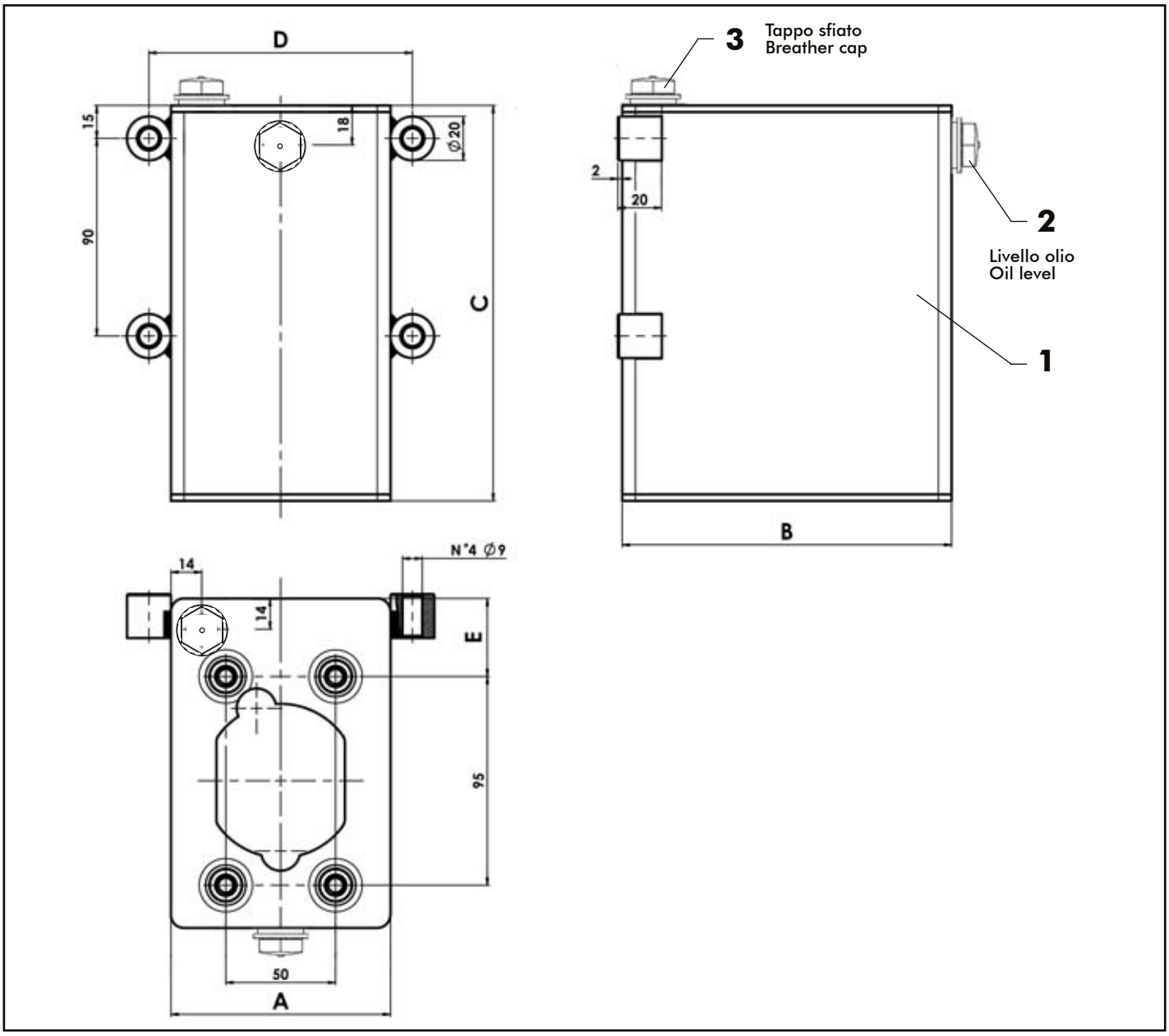

N°	Corpo serbatoio Tank body	Capacità Capacity	A	B	C	D	E
1	514-003-10014	1 lt	100	150	140	120	35,5
	514-003-10023	2 lt	100	150	180	120	35,5
	514-003-10032	3 lt	100	150	247	120	35,5
	514-003-10050	5 lt	175	175	200	195	61
	514-003-10078	7 lt	175	175	269	195	61
	514-003-10103	10 lt	175	175	376	195	61

N°	Codice Code	Q.tà Q.ty
2	509-004-00098 Livello olio / Oil level	1
3	509-005-00131 Tappo sfiato / Breather cap	1

Trattamento superficiale: verniciatura elettrolitica poliestere
Colore: nero RAL 9005 semiopaco

Protective treatment: electrolytic polyester coating
Color: Black RAL 9005

Codice fascicolo: 997-400-10610
Data: Giovedì 14 settembre 2017
Codice foglio:997-106-80010 Rev: AI

COMPANY WITH QUALITY SYSTEM CERTIFIED BY DNV GL = ISO 9001:2015 =

O.M.F.B. S.p.A. Hydraulic Components
We reserve the right to make any changes without notice.
Edition 2004.05 No reproduction, however partial, is permitted.
Via Cave, 7/9 25050 Provaglio d'Iseo (Brescia) Italy Tel.: +39.030.9830611
Fax: +39.030.9839207-208 Internet:www.omfb.it e-mail:contatti@omfb.it

OMFB HYDRAULIC COMPONENTS

SERBATOI COMPLETI POMPE A MANO
TANK ASSEMBLY HAND PUMPS

CODICE FAMIGLIA
FAMILY CODE

106-801

OFFSHORE

ALLUMINIO/PLASTICA - *ALUMINIUM/PLASTIC*

1 litro / *1 litre* | 2 litri / *2 litres* | 3 litri / *3 litres* | 4 litri / *4 litres* | 5 litri / *5 litres* | 7 litri / *7 litres* | 10 litri / *10 litres*

CODICE DI ORDINAZIONE *ORDER CODE*	CAPACITÀ *CAPACITY*	DESCRIZIONE *DESCRIPTION*	PESO *WEIGHT*
106-801-30019	1	SRB. CMP. PM S/1/ TANK 1 LT	1,2
106-801-30028	2	SRB. CMP. PM S/2/ TANK 2 LT	1,8
106-801-30037	3	SRB. CMP. PM S/3/ TANK 3 LT	1,9
106-801-30046	4	SRB. CMP. PM S/4/ TANK 4 LT	1,9
106-801-30055	5	SRB. CMP. PM S/5/ TANK 5 LT	2
106-801-30073	7	SRB. CMP. PM S/7/ TANK 7 LT	2,4
106-801-30108	10	SRB. CMP. PM S/10/ TANK 10 LT	2,9

ALLUMINIO - *ALUMINIUM*

1 litro / *1 litre* | 2 litri / *2 litres* | 3 litri / *3 litres* | 5 litri / *5 litres* | 10 litri / *10 litres*

CODICE DI ORDINAZIONE *ORDER CODE*	CAPACITÀ *CAPACITY*	DESCRIZIONE *DESCRIPTION*	PESO *WEIGHT*
106-801-40017	1	SRB. CMP. PM S/1/ TANK 1 LT	1,2
106-801-40026	2	SRB. CMP. PM S/2/ TANK 2 LT	1,9
106-801-40035	3	SRB. CMP. PM S/3/ TANK 3 LT	2
106-801-40053	5	SRB. CMP. PM S/5/ TANK 5 LT	2,5
106-801-40106	10	SRB. CMP. PM S/10/ TANK 10 LT	5,2

		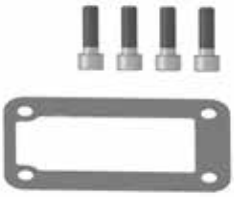
Asta con impugnatura L.600mm *LEVER L. 600mm* Trattamento alta resistenza alla corrosione. High resistance treatment against corrosion.	Prevede la fornitura del kit SEPARATO dal pompante e dal serbatoio. To be ordered if you want to get the hand pump and oil tank LOOSE.	Prevede la fornitura del kit MONTATO con il pompante ed il serbatoio. To be ordered if you want to get the hand pump and oil tank MOUNTED together.
106-000-90785	106-960-00700	106-960-00808

TRATTAMENTO ALTA RESISTENZA ALLA CORROSIONE (700 ore in nebbia salina).
HIGH RESISTANCE TREATMENT AGAINST CORROSION (Salt spray test=700 hours).

Codice fascicolo: 997-400-10610
Data: Lunedì 6 febbraio 2017
Codice foglio:997-106-80110 Rev: AD

O.M.F.B. S.p.A. Hydraulic Components
We reserve the right to make any changes without notice.
Edition 2004.05 No reproduction, however partial, is permitted.
Via Cave, 7/9 25050 Provaglio d'Iseo (Brescia) Italy Tel.: +39.030.9830611
Fax: +39.030.9839207-208 Internet:www.omfb.it e-mail:contatti@omfb.it

COMPANY WITH QUALITY SYSTEM CERTIFIED BY DNV GL = ISO 9001:2015 =

SERBATOIO/*Tank* 1 LITRO/*litre*

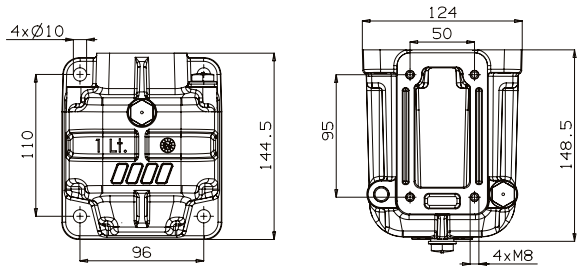

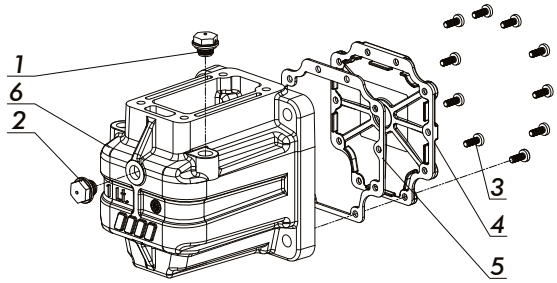

N°	Codice / *P. Number*		Q.
1	*509-005-00131*	Tappo sfiato/*Breather cap* 1/4"	1
2	*509-006-00121*	Tappo livello/*Level cap* 1/4"	1
3	*502-000-98723*	Vite trilobata/*Trefoil screw*	10
4	*509-000-00912*	Coperchio plastica/*Plastic cover*	1
5	*506-000-02158*	Guarnizione/*Gasket*	1
6	*514-003-91053*	Serbatoio/*Tank*	1

SERBATOI/*Tanks* 2/3/4/5/7/10 LITRI/litres

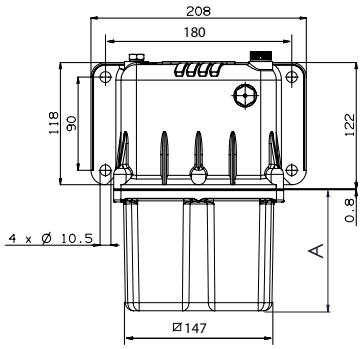

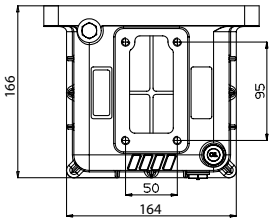

lt	2	3	4	5	7	10
A	32	72	116	182	302	268

Lt 10

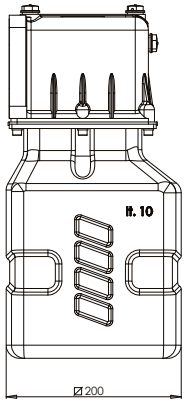

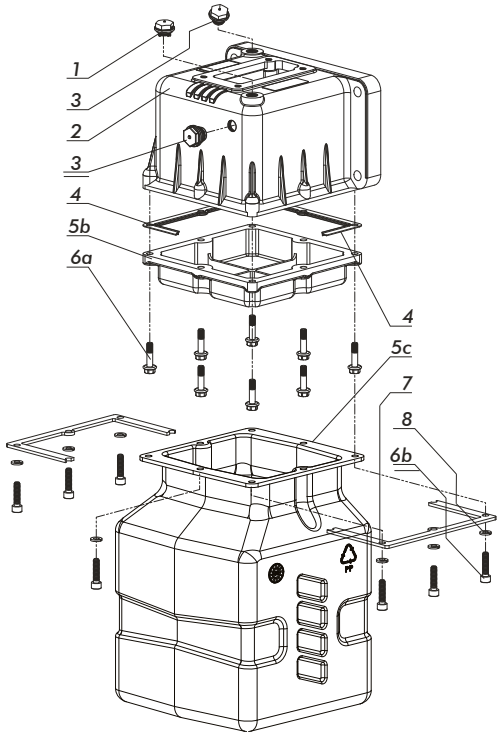

N°	Serbatoio l / *tank* 2	3	4	5	7	10	Codice *P. Number*		Q.
1	•	•	•	•	•	•	*509-005-00131*	Tappo sfiato/*Breather cap* 1/4"	1
2	•	•	•	•	•	•	*514-003-90894*	Serbatoio/*Tank*	1
3	•	•	•	•	•	•	*509-006-00121*	Tappo livello/*Level cap* 1/4"	2
4	•	•	•	•	•		*506-000-00463*	Guarnizione/*Gasket*	1
						•	*506-000-01435*		1
5b	•						*514-008-00020*	Coperchio serbatoio *Tank cover*	1
		•					*514-008-00039*		1
			•				*514-008-00048*		1
				•			*514-008-00057*		1
					•		*514-008-00075*		1
5c						•	*514-009-10107*		1
6a	•	•	•	•	•		*502-002-92076*	Vite/*Screw* TE M6x25	8
6b						•	*502-002-94789*	Vite/*Screw* TCE M6x25	8
7						•	*538-000-93312*	Staffa supporto/ *Mounting brackets*	2
8						•	*501-024-90636*	Rosetta elastica/*Washer*	8

Codice fascicolo: 997-400-10610
Data: Lunedì 6 febbraio 2017
Codice foglio:997-106-80110 Rev: AD

COMPANY WITH QUALITY SYSTEM CERTIFIED BY DNV GL = ISO 9001:2015 =

O.M.F.B. S.p.A. Hydraulic Components
We reserve the right to make any changes without notice.
Edition 2004.05 No reproduction, however partial, is permitted.
Via Cave, 7/9 25050 Provaglio d'Iseo (Brescia) Italy Tel.: +39.030.9830611
Fax: +39.030.9839207-208 Internet:www.omfb.it e-mail:contatti@omfb.it

SERBATOIO/*Tank* 1 LITRO/*litre*

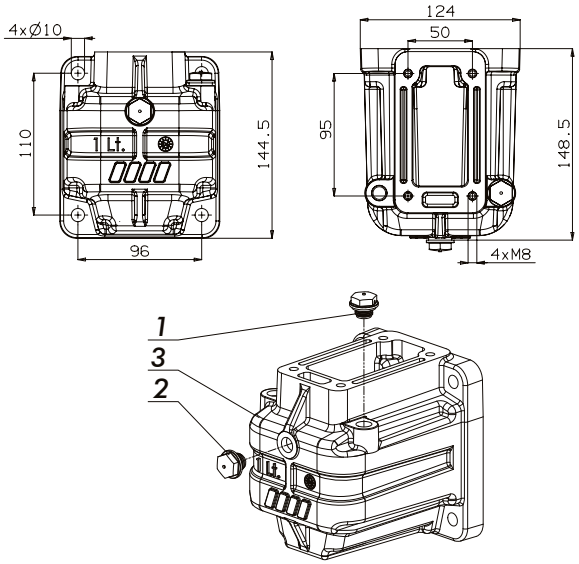

N°	Codice / *P. Number*		Q.
1	*509-005-00131*	Tappo sfiato/*Breather cap* 1/4"	1
2	*509-006-00121*	Tappo livello/*Level cap* 1/4"	1
3	*514-003-90983*	Serbatoio/*Tank*	1

SERBATOI/*Tanks* 2/3/4/5/7/10 LITRI/litres

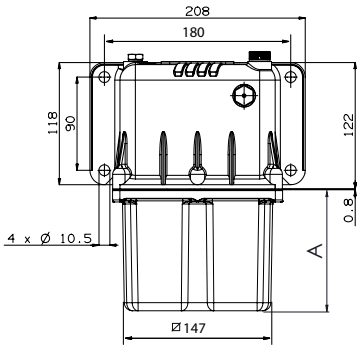

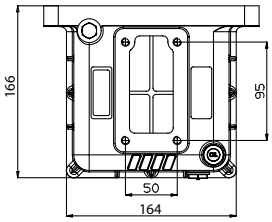

lt	2	3	5	10
A	32	72	182	268

Lt 10

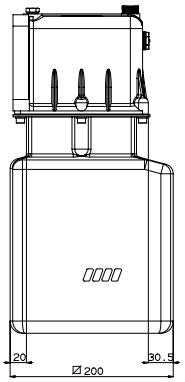

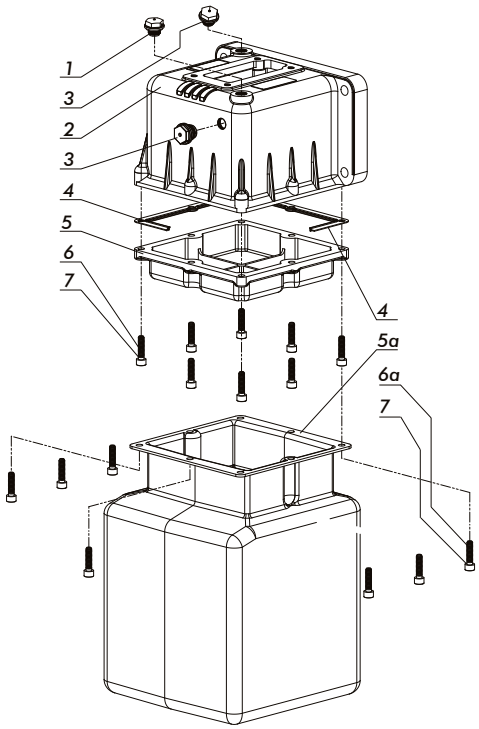

N°	Serbatoio l / *tank* 2	3	5	10	Codice *P. Number*		Q.
1	•	•	•	•	*509-005-00131*	Tappo sfiato/*Breather cap* 1/4"	1
2	•	•	•	•	*514-003-90894*	Serbatoio/*Tank*	1
3	•	•	•	•	*509-006-00121*	Tappo livello/*Level cap* 1/4"	2
4	•	•	•	•	*507-003-00431*	Guarnizione/*Gasket*	1
5	•				*514-005-90696*	Coperchio serbatoio *Tank cover*	1
		•			*514-005-90785*		1
			•		*514-005-90874*		1
5a				•	*514-005-90507*		1
6	•	•	•		*502-002-94412*	Vite/*Screw* TCE M6x18	8
6a				•	*502-002-94789*	Vite/*Screw* TCE M6x25	8
7	•	•	•	•	*501-018-90527*	Rosetta elastica/*Washer*	8

Codice fascicolo: 997-400-10610
Data: Lunedì 6 febbraio 2017
Codice foglio:997-106-80110 Rev: AD

O.M.F.B. S.p.A. Hydraulic Components
We reserve the right to make any changes without notice.
Edition 2004.05 No reproduction, however partial, is permitted.
Via Cave, 7/9 25050 Provaglio d'Iseo (Brescia) Italy Tel.: +39.030.9830611
Fax: +39.030.9839207-208 Internet:www.omfb.it e-mail:contatti@omfb.it

COMPANY WITH QUALITY SYSTEM CERTIFIED BY DNV GL = ISO 9001:2015 =

POMPE A MANO SENZA SERBATOIO
HAND PUMPS WITHOUT TANK

CODICE FAMIGLIA
FAMILY CODE
106

SERIE
SERIES
PMSE 16

Codice fascicolo: 997-400-10610

Pompe a mano con azionamento a semplice effetto (la pompa eroga olio solo se si spinge la leva), con rubinetto di scarico per impianti a semplice effetto. Ha il corpo in ghisa con trattamento di zincatura bianca e lo stelo in acciaio cromato.

Hand pumps with simple effect activation (the pump delivers oil only when you push the lever), wheter with drainage tap for simple effect installations or without tap for emergency installations. The body is in cast-iron with white galvanization and the stem is in chromate steel.

	Codice di ordinazione *Order code*
	PMSE 16
con rubinetto *with valve*	106-038-00163
senza rubinetto *without valve*	106-038-10161

Data: Venerdì 30 settembre 2011

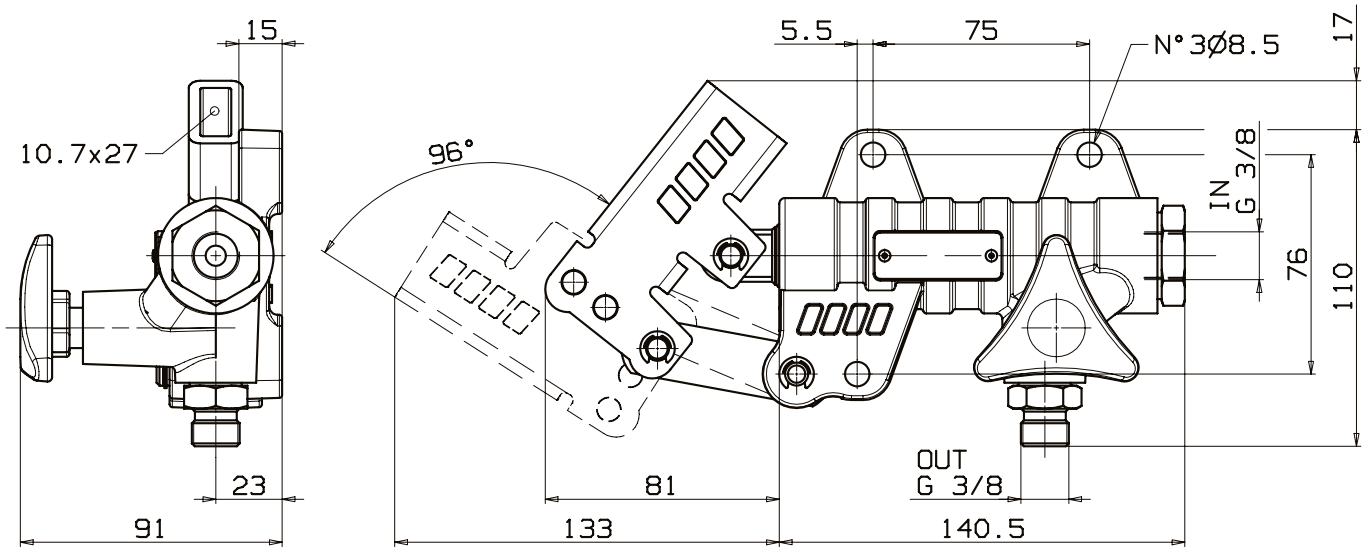

Schema Idraulico / *Hydraulic layout*

SENZA RUBINETTO / *WITHOUT VALVE*

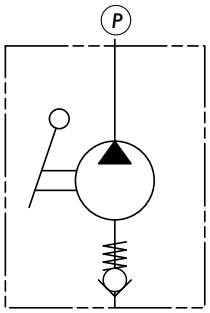

CON RUBINETTO / *WITH VALVE*

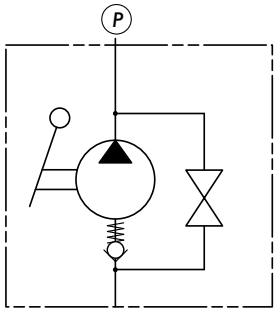

Codice foglio:997-106-01610 Rev: AC

O.M.F.B. S.p.A. Hydraulic Components
We reserve the right to make any changes without notice.
Edition 2004.05 No reproduction, however partial, is permitted.
Via Cave, 7/9 25050 Provaglio d'Iseo (Brescia) Italy Tel.: +39.030.9830611
Fax: +39.030.9839207-208 Internet:www.omfb.it e-mail:contatti@omfb.it

COMPANY WITH QUALITY SYSTEM CERTIFIED BY DNV GL = ISO 9001:2015 =

Dati Tecnici
Technical data

Tipo pompa *Pump type*	Pressione massima *Max. Pressure* bar	Cilindrata *Displacement*
PMSE 16	300	16

Fluido idraulico *Fluid*	Minerale o sintetico compatibile con guarnizioni: *Mineral or synthetic compatible with the following seals:* NBR, FKM, FPM, Nylon				
Viscosità cinematica consigliata *Kinematic viscosity suggested*	T media ambiente (°C) *Average ambient temp. (°C)*	< -10	-10÷10	10÷35	> 35
	VG (cSt = mm²/s)	22	32	46	68
Temperatura di utilizzo *Working temperature*			-15° +110°C		

Leva
Lever

PMSE 16

106-000-00176

Kit di guarnizioni
Seal kit

PMSE 16

106-900-00113

Sforzo in fase di pompaggio con leva standard
Load while pumping with standard lever

PMSE 16

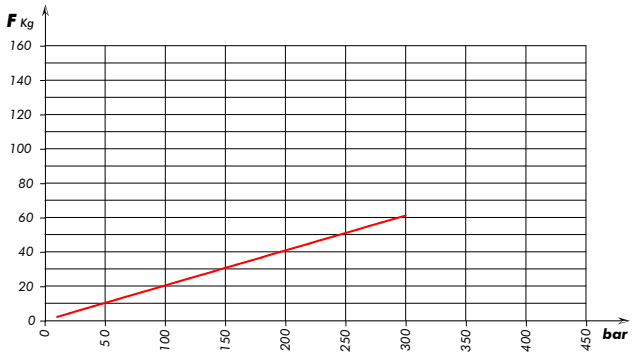

Codice fascicolo: 997-400-10610
Data: Venerdì 30 settembre 2011
Codice foglio:997-106-01610 Rev: AC

COMPANY WITH QUALITY SYSTEM CERTIFIED BY DNV GL = ISO 9001:2015 =

O.M.F.B. S.p.A. Hydraulic Components
We reserve the right to make any changes without notice.
Edition 2004.05 No reproduction, however partial, is permitted.
Via Cave, 7/9 25050 Provaglio d'Iseo (Brescia) Italy Tel.: +39.030.9830611
Fax: +39.030.9839207-208 Internet:www.omfb.it e-mail:contatti@omfb.it

POMPE A MANO SENZA SERBATOIO
HAND PUMPS WITHOUT TANK

CODICE FAMIGLIA
FAMILY CODE
106

SERIE
SERIES
PM 20+VR

Codice fascicolo: 997-400-10610

Pompe a mano con azionamento a doppio effetto (la pompa eroga olio sia spingendo che tirando la leva), con valvola di non ritorno in mandata e rubinetto di scarico per impianti a semplice effetto o senza rubinetto per impianti d'emergenza. Sono disponibili in tre diverse cilindrate per consentire le più svariate applicazioni e per limitare lo sforzo sulla leva in ogni situazione. Hanno il corpo in ghisa con trattamento di zincatura bianca e lo stelo in acciaio nichelato.

Hand pumps with double effect activation (the pump delivers oil both pushing and pulling the lever), with check valve on pressure port and wheter with drainage tap for simple effect installations or without tap for emergency installations.
Available in three different capacities to allow several applications and to limit the effort on the lever in any situation. The body is in cast-iron with white galvanization and the stem is in nickeled steel.

	Codice di ordinazione *Order code*
	PM 20
con rubinetto *with valve*	10600130017
senza rubinetto *without valve*	10600130044

Data: Mercoledì 12 gennaio 2022

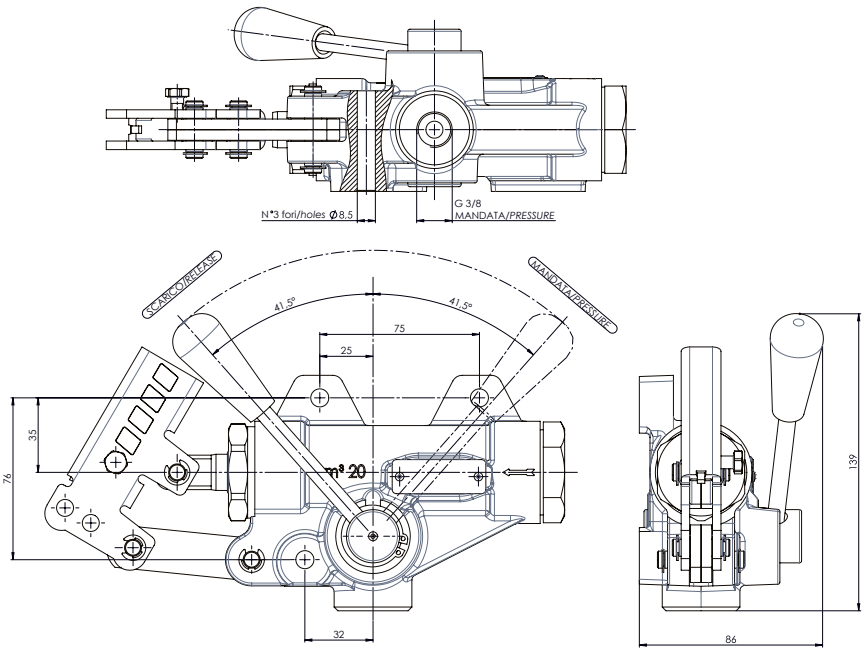

Schema Idraulico / *Hydraulic layout*

SENZA RUBINETTO
WITHOUT VALVE

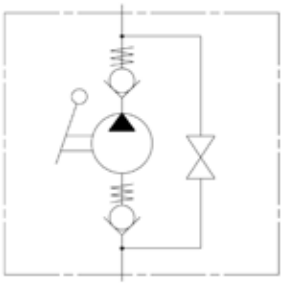

CON RUBINETTO
WITH VALVE

Codice foglio:997-106-02010 Rev: AG

O.M.F.B. S.p.A. Hydraulic Components
Via Cave, 7/9 25050 Provaglio d'Iseo (Brescia) Italy Tel.: +39.030.9830611
Fax: +39.030.9839207-208 Internet:www.omfb.it e-mail:contatti@omfb.it

We reserve the right to make any changes without notice.
Edition 2004.05 No reproduction, however partial, is permitted.

COMPANY WITH QUALITY SYSTEM CERTIFIED BY DNV GL = ISO 9001:2015 =

Dati Tecnici
Technical data

Tipo pompa *Pump type*	Pressione massima *Max. Pressure* bar	Cilindrata *Displacement* **Completa** / *Full* cm³/ciclo	**Tiro** / *Pull* cm³/tiro	**Spinta** / *Push* cm³/spinta	Peso *Weight* Kg
PM 20	300	20	10,8	9,2	3,4

Fluido idraulico *Fluid*	Minerale o sintetico compatibile con guarnizioni: *Mineral or synthetic compatible with the following seals:* NBR, FKM, FPM, Nylon				
Viscosità cinematica consigliata *Kinematic viscosity suggested*	T media ambiente (°C) *Average ambient temp. (°C)*	< -10	-10÷10	10÷35	> 35
	VG (cSt = mm²/s)	22	32	46	68
Temperatura di utilizzo *Working temperature*			-15° +110°C		

Leva
Lever

PM 20

10600000176

Kit di guarnizioni
Seal kit

PM 20

10690000024

Sforzo in fase di pompaggio con leva standard
Load while pumping with standard lever

PM 20

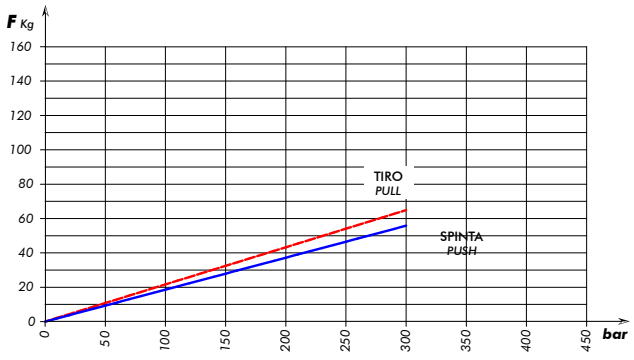

Codice fascicolo: 997-400-10610
Data: Mercoledì 12 gennaio 2022
Codice foglio:997-106-02010 Rev: AG

COMPANY WITH QUALITY SYSTEM CERTIFIED BY DNV GL = ISO 9001:2015 =

O.M.F.B. S.p.A. Hydraulic Components
We reserve the right to make any changes without notice.
Edition 2004.05 No reproduction, however partial, is permitted.
Via Cave, 7/9 25050 Provaglio d'Iseo (Brescia) Italy Tel.: +39.030.9830611
Fax: +39.030.9839207-208 Internet:www.omfb.it e-mail:contatti@omfb.it

POMPE A MANO SENZA SERBATOIO
HAND PUMPS WITHOUT TANK

CODICE FAMIGLIA / *FAMILY CODE* **106**

SERIE / *SERIES* **PM 50+VR**

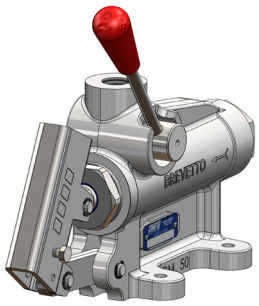



Pompe a mano con azionamento a doppio effetto (la pompa eroga olio sia spingendo che tirando la leva), con valvola di non ritorno in mandata e rubinetto di scarico per impianti a semplice effetto o senza rubinetto per impianti d'emergenza. Sono disponibili in tre diverse cilindrate per consentire le più svariate applicazioni e per limitare lo sforzo sulla leva in ogni situazione. Hanno il corpo in ghisa con trattamento di zincatura bianca e lo stelo in acciaio nichelato.

Hand pumps with double effect activation (the pump delivers oil both pushing and pulling the lever), with check valve on pressure port and wheter with drainage tap for simple effect installations or without tap for emergency installations.
Available in three different capacities to allow several applications and to limit the effort on the lever in any situation. The body is in cast-iron with white galvanization and the stem is in nickeled steel.

	Codice di ordinazione *Order code*
	PM 50+VR
con rubinetto *with valve*	106-001-30026
senza rubinetto *without valve*	106-001-30053

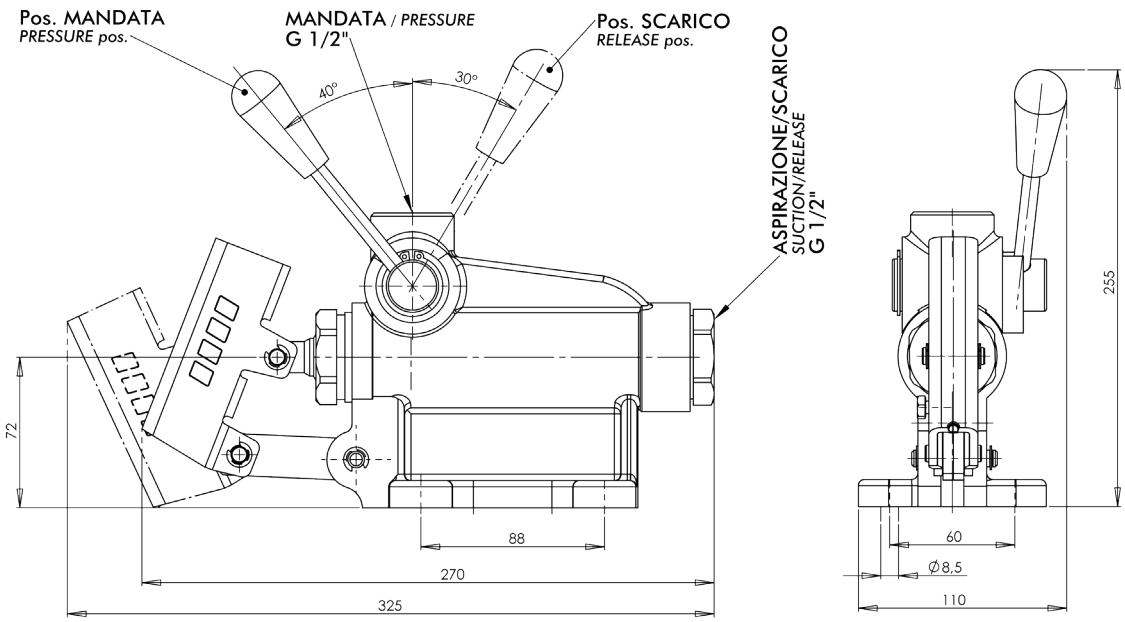

Schema Idraulico / *Hydraulic layout*

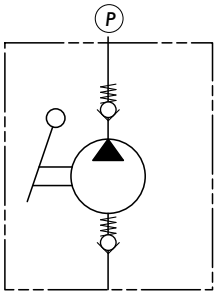

SENZA RUBINETTO
WITHOUT VALVE

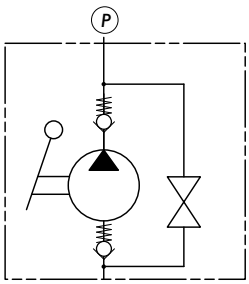

CON RUBINETTO
WITH VALVE

O.M.F.B. S.p.A. Hydraulic Components

We reserve the right to make any changes without notice.
Edition 2004.05 No reproduction, however partial, is permitted.

Via Cave, 7/9 25050 Provaglio d'Iseo (Brescia) Italy Tel.: +39.030.9830611
Fax: +39.030.9839207-208 Internet:www.omfb.it e-mail:contatti@omfb.it

COMPANY WITH QUALITY SYSTEM CERTIFIED BY DNV GL = ISO 9001:2015 =

Dati Tecnici / *Technical data*

Tipo pompa *Pump type*	Pressione esercizio *Working pressure*	Pressione massima *Max. Pressure*	Cilindrata *Displacement*			Peso *Weight*
			Completa / *Full* cm³/ciclo	**Tiro** / *Pull* cm³/tiro	**Spinta** / *Push* cm³/spinta	Kg
PM 50 + VR	220 bar	250 bar	50	29,8	20,7	5

Fluido idraulico *Fluid*	Minerale o sintetico compatibile con guarnizioni: *Mineral or synthetic compatible with the following seals:* NBR, FKM, FPM, Nylon				
Viscosità cinematica consigliata *Kinematic viscosity suggested*	T media ambiente (°C) *Average ambient temp. (°C)*	< -10	-10÷10	10÷35	> 35
	VG (cSt = mm²/s)	22	32	46	68
Temperatura di utilizzo *Working temperature*			-15° +110°C		

Leva
Lever

PM 50

106-000-00078

Kit di guarnizioni
Seal kit

PM 50 + VR

106-900-00122

Sforzo in fase di pompaggio con leva standard
Load while pumping with standard lever

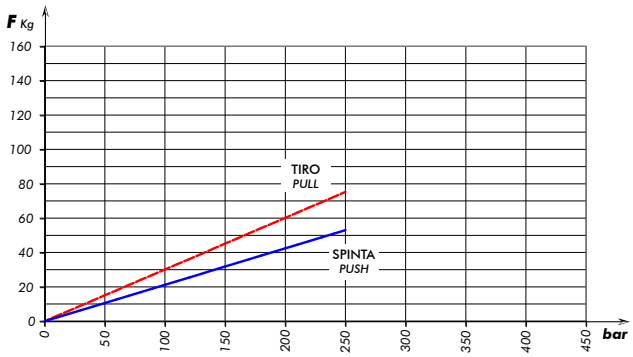

Codice fascicolo: 997-400-10610
Data: Giovedì 19 marzo 2015
Codice foglio:997-106-05020 Rev: //

COMPANY WITH QUALITY SYSTEM CERTIFIED BY DNV GL = ISO 9001:2015 =

O.M.F.B. S.p.A. Hydraulic Components
We reserve the right to make any changes without notice.
Edition 2004.05 No reproduction, however partial, is permitted.
Via Cave, 7/9 25050 Provaglio d'Iseo (Brescia) Italy Tel.: +39.030.9830611
Fax: +39.030.9839207-208 Internet:www.omfb.it e-mail:contatti@omfb.it

OMFB HYDRAULIC COMPONENTS

POMPE A MANO SENZA SERBATOIO
HAND PUMPS WITHOUT TANK

CODICE FAMIGLIA / *FAMILY CODE* **106**

SERIE / *SERIES* **PM 70**

Codice fascicolo: 997-400-10610

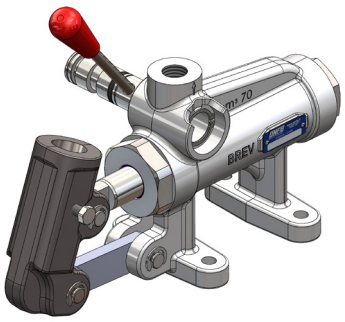

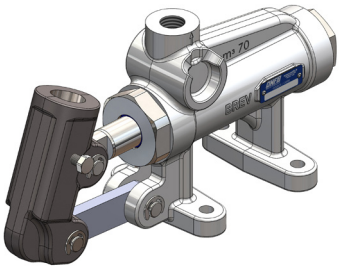

Pompe a mano con azionamento a doppio effetto (la pompa eroga olio sia spingendo che tirando la leva), con rubinetto di scarico per impianti a semplice effetto o senza rubinetto per impianti d'emergenza. Sono disponibili in tre diverse cilindrate per consentire le più svariate applicazioni e per limitare lo sforzo sulla leva in ogni situazione. Hanno il corpo in ghisa con trattamento di zincatura bianca e lo stelo in acciaio nichelato.

Hand pumps with double effect activation (the pump delivers oil both pushing and pulling the lever) wheter with drainage tap for simple effect installations or without tap for emergency installations.
Available in three different capacities to allow several applications and to limit the effort on the lever in any situation. The body is in cast-iron with white galvanization and the stem is in nickeled steel.

	Codice di ordinazione *Order code*
	PM 70
con rubinetto *with valve*	106-001-00031
senza rubinetto *without valve*	106-001-00068

Data: Venerdì 30 settembre 2011

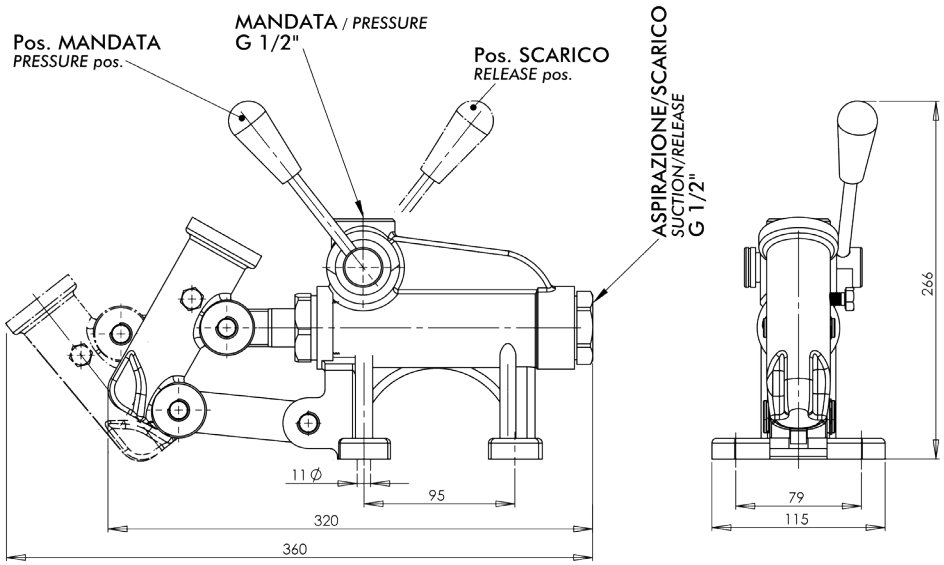

Schema Idraulico / *Hydraulic layout*

SENZA RUBINETTO / *WITHOUT VALVE*

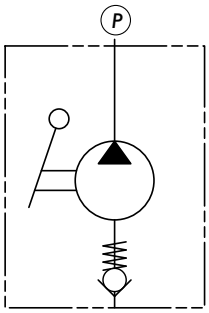

CON RUBINETTO / *WITH VALVE*

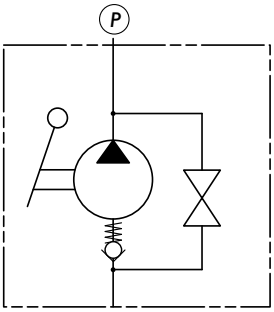

Codice foglio:997-106-07010 Rev: AD

O.M.F.B. S.p.A. Hydraulic Components
We reserve the right to make any changes without notice.
Edition 2004.05 No reproduction, however partial, is permitted.
Via Cave, 7/9 25050 Provaglio d'Iseo (Brescia) Italy Tel.: +39.030.9830611
Fax: +39.030.9839207-208 Internet:www.omfb.it e-mail:contatti@omfb.it

COMPANY WITH QUALITY SYSTEM CERTIFIED BY DNV GL = ISO 9001:2015 =

Dati Tecnici
Technical data

Tipo pompa *Pump type*	**Pressione massima** *Max. Pressure* bar	**Cilindrata** *Displacement* **Completa** / *Full* cm³/ciclo	**Tiro** / *Pull* cm³/tiro	**Spinta** / *Push* cm³/spinta	**Peso** *Weight* Kg
PM 70	200	70	37,1	32,9	7,2

Fluido idraulico *Fluid*	Minerale o sintetico compatibile con guarnizioni: *Mineral or synthetic compatible with the following seals:* NBR, FKM, FPM, Nylon				
Viscosità cinematica consigliata *Kinematic viscosity suggested*	T media ambiente (°C) *Average ambient temp. (°C)*	< -10	-10÷10	10÷35	> 35
	VG (cSt = mm²/s)	22	32	46	68
Temperatura di utilizzo *Working temperature*			-15° +110°C		

Leva
Lever

PM 70

106-000-00014

Kit di guarnizioni
Seal kit

PM 70

106-900-00042

Sforzo in fase di pompaggio con leva standard
Load while pumping with standard lever

PM 70

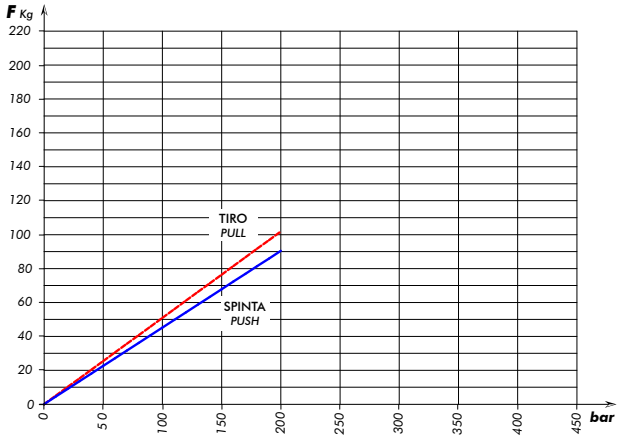

COMPANY WITH QUALITY SYSTEM CERTIFIED BY DNV GL = ISO 9001:2015 =

O.M.F.B. S.p.A. Hydraulic Components
We reserve the right to make any changes without notice.
Edition 2004.05 No reproduction, however partial, is permitted.
Via Cave, 7/9 25050 Provaglio d'Iseo (Brescia) Italy Tel.: +39.030.9830611
Fax: +39.030.9839207-208 Internet:www.omfb.it e-mail:contatti@omfb.it

Codice fascicolo: 997-400-10610
Data: Venerdì 30 settembre 2011
Codice foglio:997-106-07010 Rev: AD

POSIZIONI DI FISSAGGIO POMPE A MANO
HAND PUMPS FIXING POSITIONS

Codice fascicolo: 997-400-10610



Applicazione 1. Il tappo sfiato deve essere nella posizione indicata in figura.

Application 1. The breather cap has to be in the position indicated in a picture.

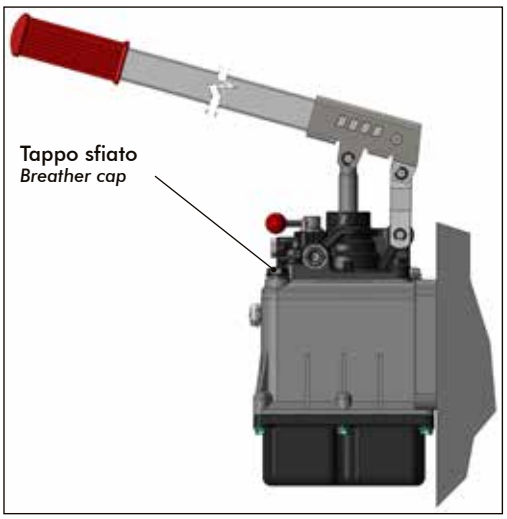

Applicazione 2. Il tappo sfiato deve essere nella posizione indicata in figura.

Application 2. The breather cap has to be in the position indicated in a picture.

Data: Venerdì 3 novembre 2017

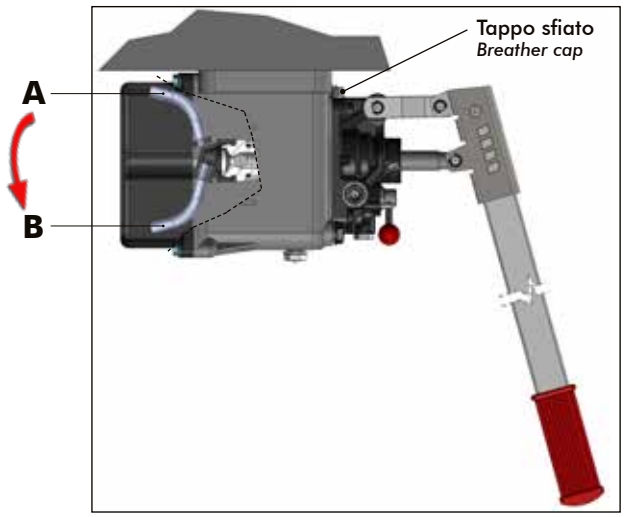

Applicazione 3. Per questo tipo di applicazione ruotare il tubo interno di aspirazione dalla posizione **A** alla posizione **B**. Il tappo sfiato deve essere nella posizione indicata in figura.

*Application 3. In this application rotate the internal suction pipe from position **A** to **B**. The breather cap has to be placed as per position indicated in the picture.*

Nelle applicazioni 1 e 3, sopratutto in presenza di serbatoi di grande capacità, è consigliabile interporre al tappo di sfiato un raccordo a L maschio/femmina da G 1/4" per evitare piccole fuoriuscite di olio.

For applications 1 and 3, especially for what concerns large reservoirs, it is advisable to use an "L" shape male/female G1/4" adaptor for the breather cap to avoid little oil leakage.

cod. 100-900-00231
optional - da ordinare separatamente
to be order separately

O.M.F.B. S.p.A. Hydraulic Components
We reserve the right to make any changes without notice.
Edition 2004.05 No reproduction, however partial, is permitted.
Via Cave, 7/9 25050 Provaglio d'Iseo (Brescia) Italy Tel.: +39.030.9830611
Fax: +39.030.9839207-208 Internet:www.omfb.it e-mail:contatti@omfb.it

COMPANY WITH QUALITY SYSTEM CERTIFIED BY DNV GL = ISO 9001:2015 =